

Exclusive electroproduction of two pions at HERA

The ZEUS Collaboration

H. Abramowicz^{45,ah}, I. Abt³⁵, L. Adamczyk¹³, M. Adamus⁵⁴, R. Aggarwal^{7,d}, S. Antonelli⁴, P. Antonioli³, A. Antonov³³, M. Arneodo⁵⁰, D. Ashery⁴⁵, V. Aushev^{26,27,z}, Y. Aushev^{27,z,aa}, O. Bachynska¹⁵, A. Bamberger¹⁹, A.N. Barakbaev²⁵, G. Barbagli¹⁷, G. Bari³, F. Barreiro³⁰, N. Bartosik^{27,ab}, D. Bartsch⁵, M. Basile⁴, O. Behnke¹⁵, J. Behr¹⁵, U. Behrens¹⁵, L. Bellagamba³, A. Bertolin³⁹, S. Bhadra⁵⁷, M. Bindi⁴, C. Blohm¹⁵, V. Bokhonov^{26,z}, T. Bold¹³, K. Bondarenko²⁷, E.G. Boos²⁵, K. Borras¹⁵, D. Boscherini³, D. Bot¹⁵, I. Brock⁵, E. Brownson⁵⁶, R. Brugnera⁴⁰, N. Brümmer³⁷, A. Bruni³, G. Bruni³, B. Brzozowska⁵³, P.J. Bussey²⁰, B. Bylsma³⁷, A. Caldwell³⁵, M. Capua⁸, R. Carlin⁴⁰, C.D. Catterall⁵⁷, S. Chekanov¹, J. Chwastowski^{12,f}, J. Ciborowski^{53,al}, R. Ciesielski^{15,h}, L. Cifarelli⁴, F. Cindolo³, A. Contin⁴, A.M. Cooper-Sarkar³⁸, N. Coppola^{15,i}, M. Corradi³, F. Corriveau³¹, M. Costa⁴⁹, G. D'Agostini⁴³, F. Dal Corso³⁹, J. del Peso³⁰, R.K. Dementiev³⁴, S. De Pasquale^{4,b}, M. Derrick¹, R.C.E. Devenish³⁸, D. Dobur^{19,t}, B.A. Dolgoshein^{33,†}, G. Dolinska^{26,27}, A.T. Doyle²⁰, V. Drugakov¹⁶, L.S. Durkin³⁷, S. Dusini³⁹, Y. Eisenberg⁵⁵, P.F. Ermolov^{34,†}, S. Eskreys^{12,†}, S. Fang^{15,j}, S. Fazio⁸, J. Ferrando³⁸, M.I. Ferrero⁴⁹, J. Figiel¹², M. Forrest^{20,w}, B. Foster^{38,ad}, G. Gach¹³, A. Galas¹², E. Gallo¹⁷, A. Garfagnini⁴⁰, A. Geiser¹⁵, I. Gialas^{21,x}, L.K. Gladilin^{34,ac}, D. Gladkov³³, C. Glasman³⁰, O. Gogota^{26,27}, Yu.A. Golubkov³⁴, P. Göttlicher^{15,k}, I. Grabowska-Bold¹³, J. Grebenyuk¹⁵, I. Gregor¹⁵, G. Grigorescu³⁶, G. Grzelak⁵³, O. Gueta⁴⁵, E. Gurvich⁴⁵, M. Guzik¹³, C. Gwenlan^{38,ae}, T. Haas¹⁵, W. Hain¹⁵, R. Hamatsu⁴⁸, J.C. Hart⁴⁴, H. Hartmann⁵, G. Hartner⁵⁷, E. Hilger⁵, D. Hochman⁵⁵, R. Hori⁴⁷, K. Horton^{38,af}, A. Hüttmann¹⁵, Z.A. Ibrahim¹⁰, Y. Iga⁴², R. Inghir⁴⁵, M. Ishitsuka⁴⁶, H.-P. Jakob⁵, F. Januschek¹⁵, T.W. Jones⁵², M. Jünger⁵, I. Kadenko²⁷, B. Kahle¹⁵, S. Kananov⁴⁵, T. Kanno⁴⁶, U. Karshon⁵⁵, F. Karstens^{19,u}, I.I. Katkov^{15,l}, M. Kaur⁷, P. Kaur^{7,d}, A. Keramidis³⁶, L.A. Khein³⁴, J.Y. Kim⁹, D. Kisielewska¹³, S. Kitamura^{48,aj}, R. Klanner²², U. Klein^{15,m}, E. Koffeman³⁶, P. Kooijman³⁶, Ie. Korol^{26,27}, I.A. Korzhavina^{34,ac}, A. Kotański^{14,g}, U. Kötz¹⁵, H. Kowalski¹⁵, O. Kuprash¹⁵, M. Kuze⁴⁶, A. Lee³⁷, B.B. Levchenko³⁴, A. Levy^{45,a}, V. Libov¹⁵, S. Limentani⁴⁰, T.Y. Ling³⁷, M. Lisovyi¹⁵, E. Lobodzinska¹⁵, W. Lohmann¹⁶, B. Lühr¹⁵, E. Lohrmann²², K.R. Long²³, A. Longhin³⁹, D. Lontkovskiy¹⁵, O.Yu. Lukina³⁴, J. Maeda^{46,ai}, S. Magill¹, I. Makarenko¹⁵, J. Malka¹⁵, R. Mankel¹⁵, A. Margotti³, G. Marini⁴³, J.F. Martin⁵¹, A. Mastroberardino⁸, M.C.K. Mattingly², I.-A. Melzer-Pellmann¹⁵, S. Mergelmeyer⁵, S. Miglioranza^{15,n}, F. Mohamad Idris¹⁰, V. Monaco⁴⁹, A. Montanari¹⁵, J.D. Morris^{6,c}, K. Mujkic^{15,o}, B. Musgrave¹, K. Nagano²⁴, T. Namsoo^{15,p}, R. Nania³, A. Nigro⁴³, Y. Ning¹¹, T. Nobe⁴⁶, U. Noor⁵⁷, D. Notz¹⁵, R.J. Nowak⁵³, A.E. Nuncio-Quiroz⁵, B.Y. Oh⁴¹, N. Okazaki⁴⁷, K. Oliver³⁸, K. Olkiewicz¹², Yu. Onishchuk²⁷, K. Papageorgiu²¹, A. Parenti¹⁵, E. Paul⁵, J.M. Pawlak⁵³, B. Pawlik¹², P.G. Pelfer¹⁸, A. Pellegrino³⁶, W. Perlański^{53,am}, H. Perrey¹⁵, K. Piotrkowski²⁹, P. Pluciński^{54,an}, N.S. Pokrovskiy²⁵, A. Polini³, A.S. Proskuryakov³⁴, M. Przybycień¹³, A. Raval¹⁵, D.D. Reeder⁵⁶, B. Reisert³⁵, Z. Ren¹¹, J. Repond¹, Y.D. Ri^{48,ak}, A. Robertson³⁸, P. Roloff^{15,n}, I. Rubinsky¹⁵, M. Ruspa⁵⁰, R. Sacchi⁴⁹, A. Saliı̄²⁷, U. Samson⁵, G. Sartorelli⁴, A.A. Savin⁵⁶, D.H. Saxon²⁰, M. Schioppa⁸, S. Schlenstedt¹⁶, P. Schleper²², W.B. Schmidke³⁵, U. Schneekloth¹⁵, V. Schönberg⁵, T. Schörner-Sadenius¹⁵, J. Schwartz³¹, F. Sciulli¹¹, L.M. Shcheglova³⁴, R. Shehzadi⁵, S. Shimizu^{47,n}, I. Singh^{7,d}, I.O. Skillicorn²⁰, W. Słomiński¹⁴, W.H. Smith⁵⁶, V. Sola⁴⁹, A. Solano⁴⁹, D. Son²⁸, V. Sosnovtsev³³, A. Spiridonov^{15,q}, H. Stadie²², L. Stanco³⁹, A. Stern⁴⁵, T.P. Stewart⁵¹, A. Stifutkin³³, P. Stopa¹², S. Suchkov³³, G. Susinno⁸, L. Suszycki¹³, J. Sztuk-Dambietz²², D. Szuba²², J. Szuba^{15,r}, A.D. Tapper²³, E. Tassi^{8,e}, J. Terrón³⁰, T. Theedt¹⁵, H. Tiecke³⁶, K. Tokushuku^{24,y}, O. Tomalak²⁷, J. Tomaszewska^{15,s}, T. Tsurugai³², M. Turcato²², T. Tymieniecka^{54,ao}, M. Vázquez^{36,n}, A. Verbitskiy¹⁵, O. Viazlo^{26,27}, N.N. Vlasov^{19,v}, O. Volynets²⁷, R. Walczak³⁸, W.A.T. Wan Abdullah¹⁰, J.J. Whitmore^{41,ag}, L. Wiggers³⁶, M. Wing⁵², M. Wlasenko⁵, G. Wolf¹⁵, H. Wolfe⁵⁶, K. Wrona¹⁵, A.G. Yagües-Molina¹⁵, S. Yamada²⁴, Y. Yamazaki^{24,z}, R. Yoshida¹, C. Youngman¹⁵, A.F. Żarnecki⁵³, L. Zawiejski¹², O. Zenaiev¹⁵, W. Zeuner^{15,n}, B.O. Zhautykov²⁵, N. Zhmak^{26,z}, C. Zhou³¹, A. Zichichi⁴, Z. Zolkapli¹⁰, M. Zolko²⁷, D.S. Zotkin³⁴

¹Argonne National Laboratory, Argonne, IL 60439-4815, USA^A

²Andrews University, Berrien Springs, MI 49104-0380, USA

³INFN Bologna, Bologna, Italy^B

- ⁴University and INFN Bologna, Bologna, Italy^B
⁵Physikalisches Institut der Universität Bonn, Bonn, Germany^C
⁶H.H. Wills Physics Laboratory, University of Bristol, Bristol, UK^D
⁷Panjab University, Department of Physics, Chandigarh, India
⁸Calabria University, Physics Department and INFN, Cosenza, Italy^B
⁹Institute for Universe and Elementary Particles, Chonnam National University, Kwangju, South Korea
¹⁰Jabatan Fizik, Universiti Malaya, 50603 Kuala Lumpur, Malaysia^E
¹¹Nevis Laboratories, Columbia University, Irvington on Hudson, NY 10027, USA^F
¹²The Henryk Niewodniczanski Institute of Nuclear Physics, Polish Academy of Sciences, Krakow, Poland^G
¹³AGH-University of Science and Technology, Faculty of Physics and Applied Computer Science, Krakow, Poland^H
¹⁴Department of Physics, Jagellonian University, Cracow, Poland
¹⁵Deutsches Elektronen-Synchrotron DESY, Hamburg, Germany
¹⁶Deutsches Elektronen-Synchrotron DESY, Zeuthen, Germany
¹⁷INFN Florence, Florence, Italy^B
¹⁸University and INFN Florence, Florence, Italy^B
¹⁹Fakultät für Physik der Universität Freiburg i.Br., Freiburg i.Br., Germany
²⁰School of Physics and Astronomy, University of Glasgow, Glasgow, UK^D
²¹Department of Engineering in Management and Finance, Univ. of the Aegean, Chios, Greece
²²Hamburg University, Institute of Experimental Physics, Hamburg, Germany^I
²³Imperial College London, High Energy Nuclear Physics Group, London, UK^D
²⁴Institute of Particle and Nuclear Studies, KEK, Tsukuba, Japan^I
²⁵Institute of Physics and Technology of Ministry of Education and Science of Kazakhstan, Almaty, Kazakhstan
²⁶Institute for Nuclear Research, National Academy of Sciences, Kyiv, Ukraine
²⁷Department of Nuclear Physics, National Taras Shevchenko University of Kyiv, Kyiv, Ukraine
²⁸Kyungpook National University, Center for High Energy Physics, Daegu, South Korea^K
²⁹Institut de Physique Nucléaire, Université Catholique de Louvain, Louvain-la-Neuve, Belgium^L
³⁰Departamento de Física Teórica, Universidad Autónoma de Madrid, Madrid, Spain^M
³¹Department of Physics, McGill University, Montréal, Québec, Canada H3A 2T8^N
³²Meiji Gakuin University, Faculty of General Education, Yokohama, Japan^I
³³Moscow Engineering Physics Institute, Moscow, Russia^O
³⁴Moscow State University, Institute of Nuclear Physics, Moscow, Russia^P
³⁵Max-Planck-Institut für Physik, München, Germany
³⁶NIKHEF and University of Amsterdam, Amsterdam, Netherlands^Q
³⁷Physics Department, Ohio State University, Columbus, OH 43210, USA^A
³⁸Department of Physics, University of Oxford, Oxford, UK^D
³⁹INFN Padova, Padova, Italy^B
⁴⁰Dipartimento di Fisica dell'Università and INFN, Padova, Italy^B
⁴¹Department of Physics, Pennsylvania State University, University Park, PA 16802, USA^F
⁴²Polytechnic University, Sagami-hara, Japan^J
⁴³Dipartimento di Fisica, Università 'La Sapienza' and INFN, Rome, Italy^B
⁴⁴Rutherford Appleton Laboratory, Chilton, Didcot, Oxon, UK^D
⁴⁵Raymond and Beverly Sackler Faculty of Exact Sciences, School of Physics, Tel Aviv University, Tel Aviv, Israel^R
⁴⁶Department of Physics, Tokyo Institute of Technology, Tokyo, Japan^J
⁴⁷Department of Physics, University of Tokyo, Tokyo, Japan^J
⁴⁸Tokyo Metropolitan University, Department of Physics, Tokyo, Japan^J
⁴⁹Università di Torino and INFN, Torino, Italy^B
⁵⁰Università del Piemonte Orientale, Novara, and INFN, Torino, Italy^B
⁵¹Department of Physics, University of Toronto, Toronto, Ontario, Canada M5S 1A7^N
⁵²Physics and Astronomy Department, University College London, London, UK^D
⁵³Faculty of Physics, University of Warsaw, Warsaw, Poland
⁵⁴National Centre for Nuclear Research, Warsaw, Poland
⁵⁵Department of Particle Physics and Astrophysics, Weizmann Institute, Rehovot, Israel
⁵⁶Department of Physics, University of Wisconsin, Madison, WI 53706, USA^A
⁵⁷Department of Physics, York University, Toronto, Ontario, Canada M3J 1P3^N

Received: 21 November 2011 / Published online: 25 January 2012

© The Author(s) 2012. This article is published with open access at Springerlink.com

Abstract The exclusive electroproduction of two pions in the mass range $0.4 < M_{\pi\pi} < 2.5$ GeV has been studied with the ZEUS detector at HERA using an integrated luminosity of 82 pb^{-1} . The analysis was carried out in the kin-

ematic range of $2 < Q^2 < 80 \text{ GeV}^2$, $32 < W < 180 \text{ GeV}$ and $|t| < 0.6 \text{ GeV}^2$, where Q^2 is the photon virtuality, W is the photon-proton centre-of-mass energy and t is the squared four-momentum transfer at the proton vertex. The

two-pion invariant-mass distribution is interpreted in terms of the pion electromagnetic form factor, $|F(M_{\pi\pi})|$, assuming that the studied mass range includes the contributions of the ρ , ρ' and ρ'' vector-meson states. The masses and widths of the resonances were obtained and the Q^2 dependence of the cross-section ratios $\sigma(\rho' \rightarrow \pi\pi)/\sigma(\rho)$ and $\sigma(\rho'' \rightarrow \pi\pi)/\sigma(\rho)$ was extracted. The pion form factor obtained in the present analysis is compared to that obtained in $e^+e^- \rightarrow \pi^+\pi^-$.

^ae-mail: levy@alzt.tau.ac.il

^ASupported by the US Department of Energy

^BSupported by the Italian National Institute for Nuclear Physics (INFN)

^CSupported by the German Federal Ministry for Education and Research (BMBF), under contract No. 05 H09PDF

^DSupported by the Science and Technology Facilities Council, UK

^ESupported by an FRGS grant from the Malaysian government

^FSupported by the US National Science Foundation. Any opinion, findings and conclusions or recommendations expressed in this material are those of the authors and do not necessarily reflect the views of the National Science Foundation

^GSupported by the Polish Ministry of Science and Higher Education as a scientific project No. DPN/N188/DESY/2009

^HSupported by the Polish Ministry of Science and Higher Education and its grants for Scientific Research

^ISupported by the German Federal Ministry for Education and Research (BMBF), under contract No. 05h09GUF, and the SFB 676 of the Deutsche Forschungsgemeinschaft (DFG)

^JSupported by the Japanese Ministry of Education, Culture, Sports, Science and Technology (MEXT) and its grants for Scientific Research

^KSupported by the Korean Ministry of Education and Korea Science and Engineering Foundation

^LSupported by FNRS and its associated funds (IISN and FRIA) and by an Inter-University Attraction Poles Programme subsidised by the Belgian Federal Science Policy Office

^MSupported by the Spanish Ministry of Education and Science through funds provided by CICYT

^NSupported by the Natural Sciences and Engineering Research Council of Canada (NSERC)

^OPartially supported by the German Federal Ministry for Education and Research (BMBF)

^PSupported by RF Presidential grant N 4142.2010.2 for Leading Scientific Schools, by the Russian Ministry of Education and Science through its grant for Scientific Research on High Energy Physics and under contract No.02.740.11.0244

^QSupported by the Netherlands Foundation for Research on Matter (FOM)

^RSupported by the Israel Science Foundation

^bNow at University of Salerno, Italy

^cNow at Queen Mary University of London, United Kingdom

^dAlso funded by Max Planck Institute for Physics, Munich, Germany

^eAlso Senior Alexander von Humboldt Research Fellow at Hamburg University, Institute of Experimental Physics, Hamburg, Germany

1 Introduction

Exclusive electroproduction of vector mesons takes place through a virtual photon γ^* by means of the process $\gamma^* p \rightarrow Vp$. At large values of the centre-of-mass energy, W , this is usually viewed as a three-step process; the virtual photon γ^* fluctuates into a $q\bar{q}$ pair which interacts with the proton through a two-gluon ladder and hadronizes into a vector meson, V . The production of ground-state vector mesons, $V = \rho, \omega, \phi, J/\psi, \Upsilon$, which are $1S$ triplet

^fAlso at Cracow University of Technology, Faculty of Physics, Mathematics and Applied Computer Science, Poland

^gSupported by the research grant No. 1 P03B 04529 (2005–2008)

^hNow at Rockefeller University, New York, NY 10065, USA

ⁱNow at DESY group FS-CFEL-1

^jNow at Institute of High Energy Physics, Beijing, China

^kNow at DESY group FEB, Hamburg, Germany

^lAlso at Moscow State University, Russia

^mNow at University of Liverpool, UK

ⁿNow at CERN, Geneva, Switzerland

^oAlso affiliated with University College London, UK

^pNow at Goldman Sachs, London, UK

^qAlso at Institute of Theoretical and Experimental Physics, Moscow, Russia

^rAlso at FPACS, AGH-UST, Cracow, Poland

^sPartially supported by Warsaw University, Poland

^tNow at Istituto Nucleare di Fisica Nazionale (INFN), Pisa, Italy

^uNow at Haase Energie Technik AG, Neumünster, Germany

^vNow at Department of Physics, University of Bonn, Germany

^wNow at Biodiversität und Klimaforschungszentrum (BiK-F), Frankfurt, Germany

^xAlso affiliated with DESY, Germany

^yAlso at University of Tokyo, Japan

^zNow at Kobe University, Japan

^zSupported by DESY, Germany

[†]Deceased

^{aa}Member of National Technical University of Ukraine, Kyiv Polytechnic Institute, Kyiv, Ukraine

^{ab}Member of National University of Kyiv–Mohyla Academy, Kyiv, Ukraine

^{ac}Partly supported by the Russian Foundation for Basic Research, grant 11-02-91345-DFG_a

^{ad}Alexander von Humboldt Professor; also at DESY and University of Oxford

^{ae}STFC Advanced Fellow

^{af}Nee Korcsak-Gorzo

^{ag}This material was based on work supported by the National Science Foundation, while working at the Foundation

^{ah}Also at Max Planck Institute for Physics, Munich, Germany, External Scientific Member

^{ai}Now at Tokyo Metropolitan University, Japan

^{aj}Now at Nihon Institute of Medical Science, Japan

^{ak}Now at Osaka University, Osaka, Japan

$q\bar{q}$ states, has been extensively studied at HERA, particularly in several recent publications [1–10]. As the virtuality, Q^2 , of the photon increases, the process becomes hard and can be calculated in perturbative Quantum Chromodynamics (pQCD). Furthermore, by varying Q^2 , and thus the size of the $q\bar{q}$ pair, sensitivity to the vector-meson wave-function can be obtained by scanning it at different $q\bar{q}$ distance scales. Expectations in the QCD framework vary from calculations based only on the mass properties and typical size of the $q\bar{q}$ inside the vector-meson [11, 12], to those based on the details of the vector meson wave-function dependence on the size of the $q\bar{q}$ pair [13–17]. The approaches differ in their predictions for the Q^2 dependence of the cross sections for excited vector-meson states and their ratio to their ground state.

The only radially excited $2S$ triplet $q\bar{q}$ state studied at HERA so far has been the $\psi(2S)$ state [18]. In this study, only the photoproduction reaction was investigated and the low cross-section ratio of $\psi(2S)$ to the ground-state J/ψ supported the existence of a suppression effect, expected if a node in the $\psi(2S)$ wave-function is present.

Other excited vector-meson states, in particular those consisting of light quarks, can be used to study the effect caused by changing the scanning size. Exclusive $\pi^+\pi^-$ production has been measured previously in the annihilation process $e^+e^- \rightarrow \pi^+\pi^-$ [19], as well as in photoproduction [20]. The $\pi^+\pi^-$ mass distribution shows a complex structure in the mass range 1–2 GeV. Evidence for two excited vector-meson states has been established [21, 22]; the $\rho'(1450)$ is assumed to be predominantly a radially excited $2S$ state and the $\rho''(1700)$ is an orbitally excited $2D$ state, with some mixture of the S and D waves [23]. In addition there is also the $\rho_3(1690)$ spin-3 meson [24] which has a $\pi\pi$ decay mode. The two-pion decay mode of these resonances is related [25, 26] to the pion electromagnetic form factor, $F_\pi(M_{\pi\pi})$.

In this paper, a study of exclusive electroproduction of two pions,

$$\gamma^* p \rightarrow \pi^+\pi^- p, \quad (1)$$

is presented in the two-pion mass range $0.4 < M_{\pi\pi} < 2.5$ GeV, in the kinematic range $2 < Q^2 < 80$ GeV², $32 < W < 180$ GeV and $|t| < 0.6$ GeV², where t is the squared four-momentum transfer at the proton vertex. The $M_{\pi\pi}$ system consists of a resonance part and a non-resonant background. The resonances are described by the pion form factor. The contributions of the three vector-mesons ρ , ρ' and

ρ'' are extracted and their relative rates as a function of Q^2 are discussed in terms of QCD expectations.

2 The pion form factor

The two-pion invariant-mass distribution of (1), after subtraction of the non-resonant background,¹ can be related to the pion electromagnetic form factor, $F_\pi(M_{\pi\pi})$, through the following relation [25, 26]:

$$\frac{dN(M_{\pi\pi})}{dM_{\pi\pi}} \propto |F_\pi(M_{\pi\pi})|^2. \quad (2)$$

There are several parameterizations of the pion form factor usually used for fitting the $\pi^+\pi^-$ mass distribution; the Kuhn-Santamaria (KS) [27], the Gounaris-Sakurai (GS) [28] and the Hidden Local Symmetry (HLS) [29, 30] parameterizations. In this paper, results based on the KS parameterization are presented.

In the mass range $M_{\pi\pi} < 2.5$ GeV, the KS parameterization of the pion form factor includes contributions from the $\rho(770)$, $\rho'(1450)$ and $\rho''(1700)$ resonances,²

$$F_\pi(M_{\pi\pi}) = \frac{BW_\rho(M_{\pi\pi}) + \beta BW_{\rho'}(M_{\pi\pi}) + \gamma BW_{\rho''}(M_{\pi\pi})}{1 + \beta + \gamma}. \quad (3)$$

Here β and γ are relative amplitudes and BW_V is the Breit-Wigner distribution which has the form

$$BW_V(M_{\pi\pi}) = \frac{M_V^2}{M_V^2 - M_{\pi\pi}^2 - iM_V\Gamma_V(M_{\pi\pi})}, \quad (4)$$

where M_V and $\Gamma_V(M_{\pi\pi})$ are the vector-meson mass and momentum-dependent width, respectively. The latter has the form

$$\Gamma_V(M_{\pi\pi}) = \Gamma_V \left[\frac{p_\pi(M_{\pi\pi})}{p_\pi(M_V)} \right]^3 \left[\frac{M_V^2}{M_{\pi\pi}^2} \right], \quad (5)$$

where Γ_V is the width of the V meson at $M_{\pi\pi} = M_V$, $p_\pi(M_{\pi\pi}) = 1/2\sqrt{M_{\pi\pi}^2 - 4M_\pi^2}$ is the pion momentum in the $\pi^+\pi^-$ centre-of-mass frame, $p_\pi(M_V)$ is the pion momentum in the V -meson rest frame, and M_π is the pion mass.

^{a1}Also at Łódź University, Poland

^{am}Member of Łódź University, Poland

^{an}Now at Department of Physics, Stockholm University, Stockholm, Sweden

^{ao}Also at Cardinal Stefan Wyszyński University, Warsaw, Poland

¹This is assumed not to interfere with the resonance signal.

²This analysis cannot distinguish between $\rho_3(1690)$ and $\rho''(1700)$. Theoretical calculations estimate the contribution of $\rho_3(1690)$ to be either one order of magnitude [12] or 2–5 times [31] smaller than that of the $\rho''(1700)$.

3 Experimental set-up

The analyzed data were collected with the ZEUS detector at the HERA collider in the years 1998–2000, when 920 GeV protons collided with 27.5 GeV electrons or positrons. The sample used for this study corresponds to 81.7 pb^{-1} of which 65.0 pb^{-1} were collected with an e^+ and the rest with an e^- beam.³

A detailed description of the ZEUS detector can be found elsewhere [32]. A brief outline of the components that are most relevant for this analysis is given below.

The charged particles were tracked in the central tracking detector (CTD) [33–35] which operated in a magnetic field of 1.43 T provided by a thin superconducting solenoid. The CTD consisted of 72 cylindrical drift chamber layers, organized in nine superlayers covering the polar-angle⁴ region $15^\circ < \theta < 164^\circ$. The transverse-momentum resolution for full-length tracks was $\sigma(p_T)/p_T = 0.0058 p_T \oplus 0.0065 \oplus 0.0014/p_T$, with p_T in GeV.

The scattered electron was identified in the high-resolution uranium–scintillator calorimeter (CAL) [36–39] which covered 99.7% of the total solid angle and consisted of three parts: the forward (FCAL), the barrel (BCAL) and the rear (RCAL) calorimeters. Each part was subdivided transversely into towers and longitudinally into one electromagnetic section (EMC) and either one (in RCAL) or two (in BCAL and FCAL) hadronic sections (HAC). The CAL energy resolution, as measured under test-beam conditions, was $\sigma(E)/E = 0.18/\sqrt{E}$ for electrons and $\sigma(E)/E = 0.35/\sqrt{E}$ for hadrons, with E in GeV.

The position of the scattered electron was determined by combining information from the CAL, the small-angle rear tracking detector [40] and the hadron-electron separator [41].

The luminosity was measured from the rate of the bremsstrahlung process $ep \rightarrow e\gamma p$. The photon was measured in a lead–scintillator calorimeter [42–44] placed in the HERA tunnel at $Z = -107 \text{ m}$.

4 Data selection and reconstruction

The online event selection required an electron candidate in the CAL, along with the detection of at least one and not more than six tracks in the CTD.

In the offline selection, the following further requirements were imposed:

- the presence of a scattered electron, with energy in the CAL greater than 10 GeV and with an impact point on the face of the RCAL outside a rectangular area of $26.4 \times 16 \text{ cm}^2$ in the X – Y plane;
- the Z coordinate of the interaction vertex was within $\pm 50 \text{ cm}$ of the nominal interaction point;
- in addition to the scattered electron, the presence of exactly two oppositely charged tracks. Both tracks have to be associated with the reconstructed vertex, each having pseudorapidity $|\eta|$ less than 1.75 and transverse momentum greater than 150 MeV. This ensures high reconstruction efficiency and excellent momentum resolution in the CTD. These tracks were treated in the following analysis as a $\pi^+\pi^-$ pair;
- $E - P_Z > 45 \text{ GeV}$, where $E - P_Z = \sum_i (E_i - P_{Zi})$ and the summation is over the energy E_i and longitudinal momentum P_{Zi} of the final-state electron and pions. This cut excludes events with high-energy photons radiated in the initial state;
- events with any energy deposit larger than 300 MeV in the CAL, not associated with the pion tracks (so-called ‘unmatched islands’), were rejected.

The following kinematic variables are used to describe the exclusive production of a $\pi^+\pi^-$ pair:

- Q^2 , the four-momentum squared of the virtual photon;
- W^2 , the squared centre-of-mass energy of the photon-proton system;
- $M_{\pi\pi}$, the invariant mass of the two pions;
- t , the squared four-momentum transfer at the proton vertex;
- Φ_h , the angle between the $\pi^+\pi^-$ production plane and the positron scattering plane in the γ^*p centre-of-mass frame;
- θ_h and ϕ_h , the polar and azimuthal angles of the positively charged pion in the s -channel helicity frame [45] of the $\pi^+\pi^-$.

The kinematic variables were reconstructed using the so-called ‘constrained’ method [46], which uses the momenta of the decay particles measured in the CTD and the reconstructed polar and azimuthal angles of the scattered electron. The analysis was restricted to the kinematic region $2 < Q^2 < 80 \text{ GeV}^2$, $32 < W < 180 \text{ GeV}$, $|t| \leq 0.6 \text{ GeV}^2$ and $0.4 < M_{\pi\pi} < 2.5 \text{ GeV}$. The lower mass range excludes reflections from the $\phi \rightarrow K^+K^-$ decays and the upper limit excludes the $J/\psi \rightarrow \mu^+\mu^-, e^+e^-$ decays with its radiative tail.

The above selection yielded 63517 events for this analysis.

The above cuts do not eliminate events in which the proton dissociates into a low-mass final state, the products of which disappear down the beam pipe. This contribution, estimated [2] to be about 20% in the range of this analysis,

³From now on, electrons and positrons will be both referred to as electrons in this paper.

⁴The ZEUS coordinate system is a right-handed Cartesian system, with the Z axis pointing in the proton beam direction, referred to as the ‘forward direction’, and the X axis pointing left towards the centre of HERA. The coordinate origin is at the nominal interaction point. The polar angle, θ , is measured with respect to the proton beam direction.

was found to be Q^2 and W independent. Its presence does not affect the conclusions of this analysis.

5 Monte Carlo simulation

The program ZEUSVM [47] interfaced to HERACLES4.4 [48] was used. The effective distributions of Q^2 , W and $|t|$ were parameterized to reproduce the data. The mass and angular distributions were generated uniformly and the MC events were then iteratively reweighted using the results of the analysis.

The generated events were passed through a full simulation of the ZEUS detector based on GEANT 3.21 [49] and processed through the same chain of selection and reconstruction procedures as the data, accounting for trigger as well as detector acceptance and smearing effects. The number of simulated events after reconstruction was approximately seven times greater than the number of reconstructed data events.

A detailed comparison between the data and the ZEUSVM MC distributions for the mass range $0.65 < M_{\pi\pi} < 1.1$ GeV has been presented elsewhere [2]. Some examples for the mass range $1.1 < M_{\pi\pi} < 2.1$ GeV are shown here. The transverse momentum, p_T , of the π^+ and the π^- particles for different ranges of Q^2 and $M_{\pi\pi}$ are presented in Fig. 1. Figure 2 shows the Q^2 , W , $|t|$, $\cos\theta_h$, ϕ_h , and Φ_h distributions for events selected within the mass ranges $1.1 < M_{\pi\pi} < 1.6$ GeV, while Fig. 3 shows those distributions for the mass range $1.6 < M_{\pi\pi} < 2.1$ GeV. All measured distributions are well described by the MC simulations.

6 The $\pi\pi$ mass fit

The $\pi^+\pi^-$ mass distribution, after acceptance correction determined from the above MC simulation, is shown in Fig. 4. A clear peak is seen in the ρ mass range. A small shoulder is apparent around 1.3 GeV and a secondary peak at about 1.8 GeV.

The two-pion invariant-mass distribution was fitted, using the least-square method [50], as a sum of two terms,

$$\frac{dN(M_{\pi\pi})}{dM_{\pi\pi}} = A \left(1 - \frac{4M_\pi^2}{M_{\pi\pi}^2} \right) \left[|F_\pi(M_{\pi\pi})|^2 + B \left(\frac{M_0}{M_{\pi\pi}} \right)^n \right], \tag{6}$$

where A is an overall normalization constant. The second term is a parameterization of the non-resonant background, with constant parameters B , n and $M_0 = 1$ GeV. The other parameters, the masses and widths of the three resonances and their relative contributions β and γ , enter through the

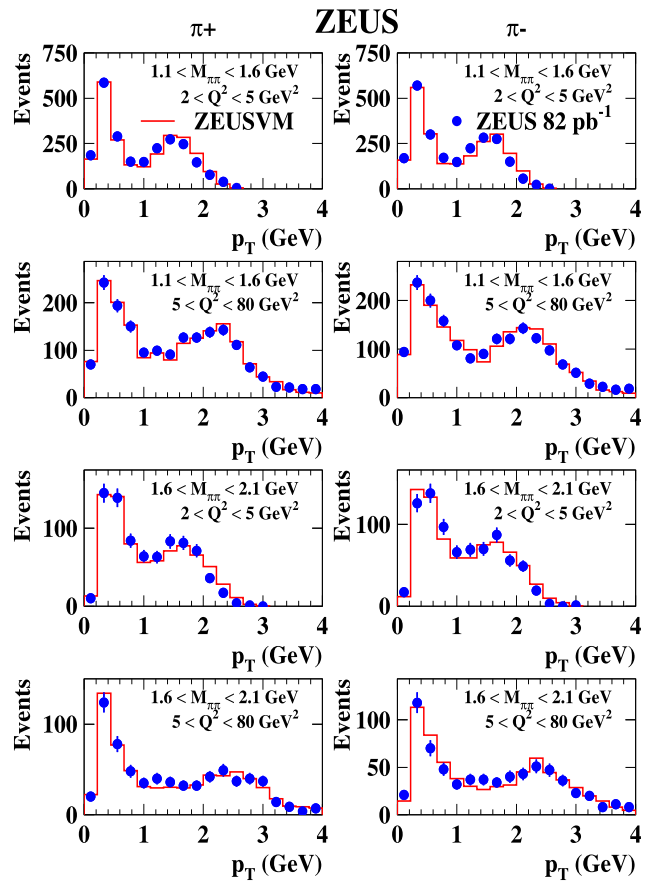


Fig. 1 Comparison between the data and the ZEUSVM MC distributions for the transverse momentum, p_T , of π^+ and π^- particles for different ranges of Q^2 and $M_{\pi\pi}$ as indicated in the figure. The MC distributions are normalized to the data

pion form factor, F_π (see (3)). The fit, which includes 11 parameters, gives a good description of the data ($\chi^2/\text{ndf} = 28.8/24 = 1.2$). The result of the fit is shown in Fig. 4 together with the contribution of each of the two terms of (6). The ρ and the ρ'' signals are clearly visible. The negative interference between all the resonances results in the ρ' signal appearing as a shoulder. To illustrate this better, the same data and fit are shown in Fig. 5 on a linear scale and limited to $M_{\pi\pi} > 1.2$ GeV, with separate contributions from the background, the three resonant amplitudes as well as their total interference term.

The fit parameters are listed in Table 1. Also listed are the mass and width parameters from the Particle Data Group (PDG) [51]. The masses and widths of the ρ and the ρ'' as well as the width of the ρ' agree with those listed in the PDG, while there is about 100 MeV difference between the PDG value and the fitted mass of the ρ' . It should however be noted that the value quoted by PDG is an average over many measurements having a large spread (1265 ± 75 up to 1424 ± 25 MeV for the $\pi\pi$ decay mode) in this mass range.

The measured negative value of β and positive value of γ implies that the relative signs of the amplitudes of the

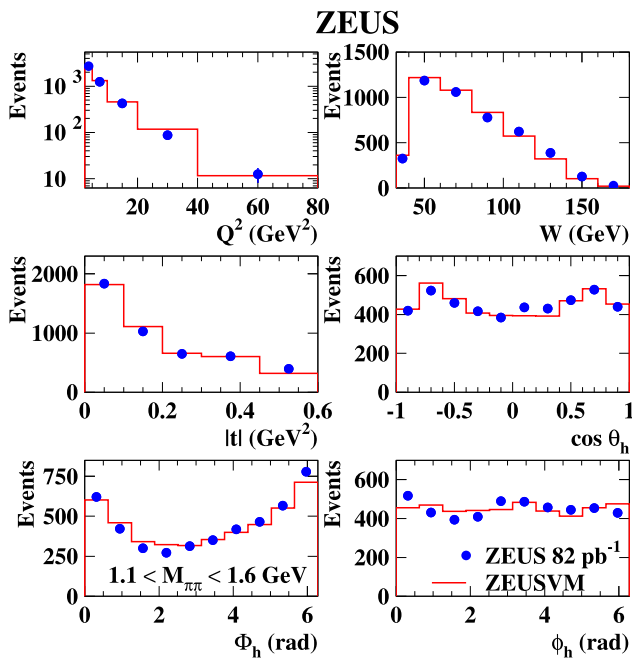


Fig. 2 Comparison between the data and the ZEUSVM MC distributions for Q^2 , W , $|t|$, $\cos\theta_h$, Φ_h and ϕ_h for events within mass range $1.1 < M_{\pi\pi} < 1.6$ GeV. The MC distributions are normalized to the data

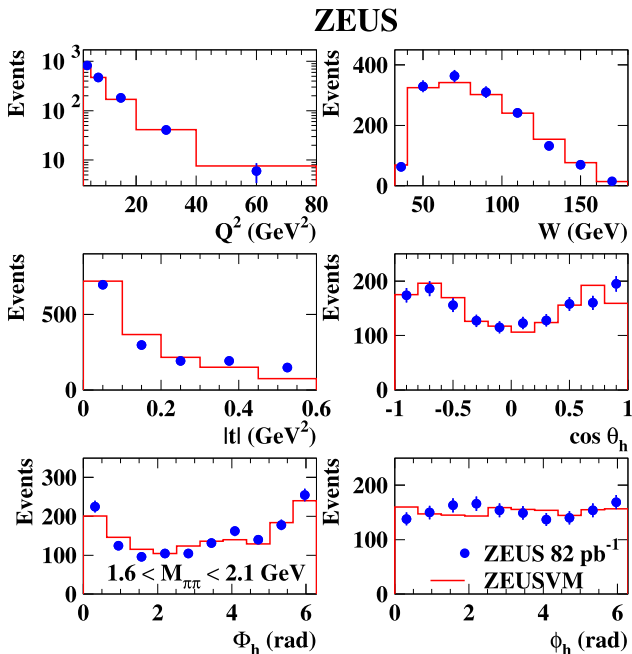


Fig. 3 Comparison between the data and the ZEUSVM MC distributions for Q^2 , W , $|t|$, $\cos\theta_h$, Φ_h and ϕ_h for events within mass range $1.6 < M_{\pi\pi} < 2.1$ GeV. The MC distributions are normalized to the data

three resonances ρ , ρ' and ρ'' are +, -, +, respectively. A similar pattern was observed in $e^+e^- \rightarrow \pi^+\pi^-$ and τ -decay experiments [53–61], which also showed a dip in

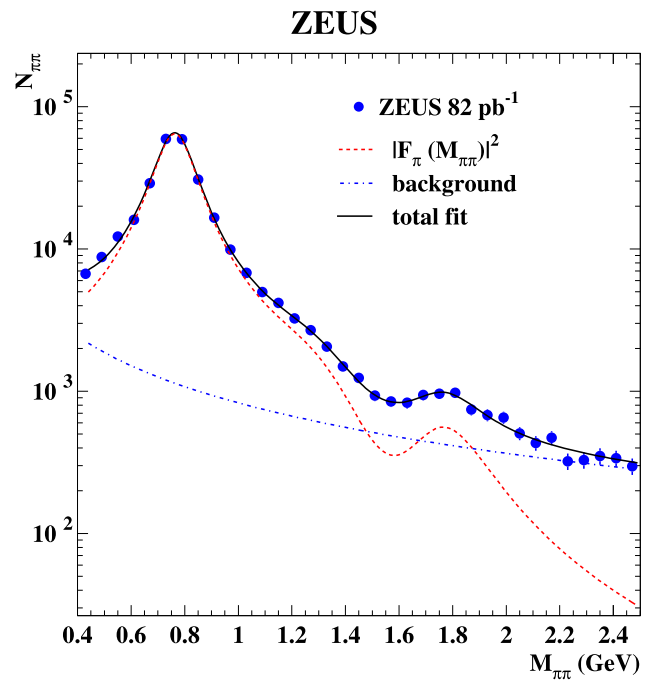


Fig. 4 The two-pion invariant-mass distribution, $M_{\pi\pi}$, where $N_{\pi\pi}$ is the acceptance-corrected number of events in each bin of 60 MeV. The *dots* are the data and the *full line* is the result of a fit using the Kuhn-Santamaria parameterization. The *dashed line* is the result of the pion form factor normalized to the data and the *dash-dotted line* denotes the background contribution

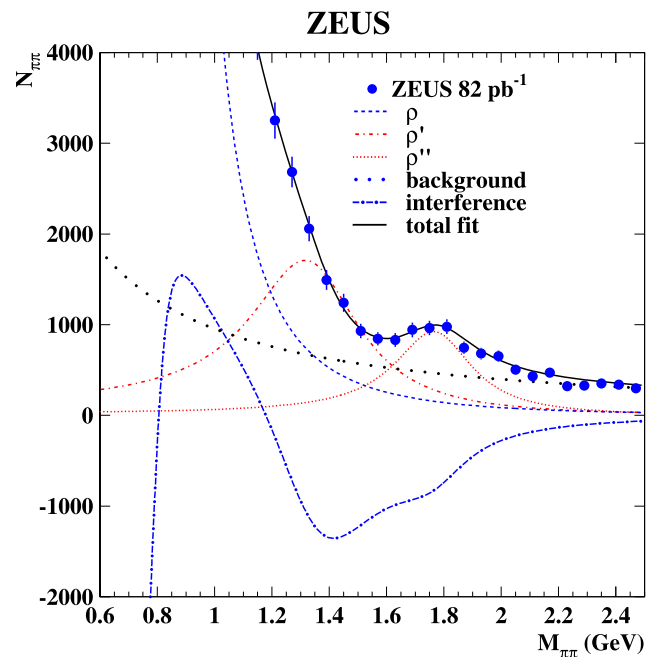


Fig. 5 The two-pion invariant-mass distribution, $M_{\pi\pi}$, where $N_{\pi\pi}$ is the acceptance corrected number of events in each bin of 60 MeV. The *dots* are the data and the *full line* is the result of a fit using the Kuhn-Santamaria parameterization. The contributions of the three resonances ρ , ρ' and ρ'' are shown as *dashed*, *dash-dotted* and *dotted lines*, respectively. The sum of their interferences is shown by the *long-dash-dotted line*. The background is presented as the *sparse dotted line*

the mass range around 1.6 GeV, resulting from destructive interference. There is a single experiment where a constructive interference was obtained around 1.6 GeV, namely $\gamma p \rightarrow \pi^+ \pi^- p$ [20], a result which is not understood [15].

$$F_\pi(M_{\pi\pi}) = \frac{BW_\rho(M_{\pi\pi}) + \beta_0 \cdot \exp(i\Phi_{12})BW_{\rho'}(M_{\pi\pi}) + \gamma_0 \cdot \exp(i\Phi_{13})BW_{\rho''}(M_{\pi\pi})}{1 + \beta_0 + \gamma_0}, \quad (7)$$

where β_0 and γ_0 are real numbers and two additional fit parameters, Φ_{12} and Φ_{13} , are the corresponding phase shifts. The value of the phase-shifts obtained from the fit were $\Phi_{12} = 3.2 \pm 0.2$ rad and $\Phi_{13} = 0.1 \pm 0.2$ rad, supporting the assumption of the real nature of the relative amplitudes.

7 Systematic uncertainties

The systematic uncertainties of the fit parameters were evaluated by varying the selection cuts and the MC simulation parameters. Motivation for the variation in cuts used below can be found in a previous ZEUS analysis [2]. The following selection cuts were varied:

- the $E - P_Z$ cut was changed within the resolution of ± 3 GeV;
- the p_T threshold for the pion tracks (default 0.15 GeV) was increased to 0.2 GeV and the $|\eta|$ cut on the two pion tracks was changed (default 1.75) by ± 0.25 ;
- the required maximum distance of closest approach of the two extrapolated pion tracks to the matched island in the CAL was changed from 30 cm to 20 cm;
- the Z -vertex cut was varied by ± 10 cm;

Table 1 Fit parameters obtained using the $F_\pi(M_{\pi\pi})$ parameterization. Masses and widths are in MeV. The first uncertainty is statistical, the second systematic. Also shown are the masses and widths from the PDG [51]

Parameter	ZEUS	PDG
M_ρ (MeV)	$771 \pm 2_{-1}^{+2}$	775.49 ± 0.34
Γ_ρ (MeV)	$155 \pm 5 \pm 2$	149.1 ± 0.8
β	$-0.27 \pm 0.02 \pm 0.02$	
$M_{\rho'}$ (MeV)	$1350 \pm 20_{-30}^{+20}$	1465 ± 25
$\Gamma_{\rho'}$ (MeV)	$460 \pm 30_{-45}^{+40}$	400 ± 60
γ	$0.10 \pm 0.02_{-0.01}^{+0.02}$	
$M_{\rho''}$ (MeV)	$1780 \pm 20_{-20}^{+15}$	1720 ± 20
$\Gamma_{\rho''}$ (MeV)	$310 \pm 30_{-35}^{+25}$	250 ± 100
B	$0.41 \pm 0.03 \pm 0.07$	
n	$1.30 \pm 0.06_{-0.13}^{+0.18}$	

In the mass fits above it was assumed that the relative amplitudes β and γ are real. In order to test this assumption, the fit was repeated allowing them to be complex. The pion form factor was re-written in the form

- the energy threshold for an unmatched island (elasticity cut) was changed by ± 50 MeV;
- the bin size in the fitted mass distribution (default 60 MeV) was varied by ± 20 MeV;
- the mass range was narrowed to $0.5 < M_{\pi\pi} < 2.3$ GeV;
- the $|t|$ cut was varied by ± 0.1 GeV²;
- the W range was changed to $35 < W < 190$ GeV;
- the $\cos\theta_h$ range was changed to $|\cos\theta_h| < 0.9$;
- the W^δ dependence in the MC was varied by changing the Q^2 -dependent δ value by ± 0.03 ;
- the exponential t distribution in the MC was reweighted by changing the nominal Q^2 -dependent slope parameter b by ± 0.5 GeV⁻²;
- the exponent of the Q^2 distribution parameterization in the MC was changed by ± 0.05 .

The largest variations were observed for γ , $\Gamma(\rho'')$ and β . The value of $\Gamma(\rho'')$ changes by 7% when the elasticity cut is varied. The restriction of the phase space in the fitted mass range leads to a change of the value of β by -5.2% while for γ , restricting the $|\cos\theta_h|$ range leads to a change of -8% . In addition, another form of background in (6), with an added exponential term, was investigated. It gave a very similar result in the mass range of this analysis and therefore no additional uncertainty was assigned to the form of the fitted mass curve.

All the systematic uncertainties were added in quadrature. The combined systematic uncertainties are included in Table 1.

8 Decay angular distributions

Decay angular distributions can be used to determine the spin density-matrix elements of a resonance [45, 52]. In the present case we study three resonances, all in a $J^P = 1^-$ state. However, the decay angular distribution in a given mass bin is affected by the background contribution which does not necessarily have the same quantum numbers as the resonance. Given the above, only the distribution of the polar angle θ_h , defined as the polar angle of the positively charged pion in the helicity frame, was studied.

The distribution of $\cos\theta_h$ is shown in Fig. 6 for different mass bins; its shape is clearly mass dependent. In order to study the mass dependence further, the angular distribution of the polar helicity angle, $W(\cos\theta_h)$ was parameterized as

$$W(\cos\theta_h) \propto [1 - r + (3r - 1) \cos^2\theta_h], \tag{8}$$

and fitted to the data. The mass dependence of the resulting parameter r is shown in Fig. 7. In the mass range $M_{\pi\pi} < 1.1$ GeV, r shows the dependence seen for the r_{00}^{04} density matrix in the ρ region [2]. Indeed this region is dominated by exclusive production of ρ and therefore $r = r_{00}^{04}$. In that case, r can be interpreted as $\sigma_L/\sigma_{\text{tot}}$, assuming s -channel helicity conservation (SCHC). Here σ_L is the cross section for producing ρ by a longitudinally polarized photon, and $\sigma_{\text{tot}} = \sigma_L + \sigma_T$, with σ_T the production cross section by transversely polarized photons. The results shown here for the ρ region are in excellent agreement with the values given in an earlier ZEUS paper [2].

The structure seen for $M_{\pi\pi} > 1.1$ GeV is not easy to interpret, however the dip observed around 1.3 GeV and the enhancement at 1.6 GeV seem to follow the location of the resonances determined from the mass distribution.

9 Q^2 dependence of the pion form factor

The Q^2 dependence of the relative amplitudes was determined by performing the fit to $M_{\pi\pi}$ in three Q^2 regions, 2–5, 5–10 and 10–80 GeV^2 . The masses and widths of the three resonances were fixed to the values found in the overall fit and listed in Table 1. The results are shown in Fig. 8. A reasonable description of the data is achieved in all three Q^2 regions. The corresponding values of β and γ are given in Table 2. The absolute value of β increases with Q^2 while the value of γ is consistent with no Q^2 dependence, within large uncertainties.

Fig. 6 The acceptance-corrected $\cos\theta_h$ distribution for different $M_{\pi\pi}$ intervals, with the mean mass values indicated in the figure. The lines represent fits to the data as discussed in the text

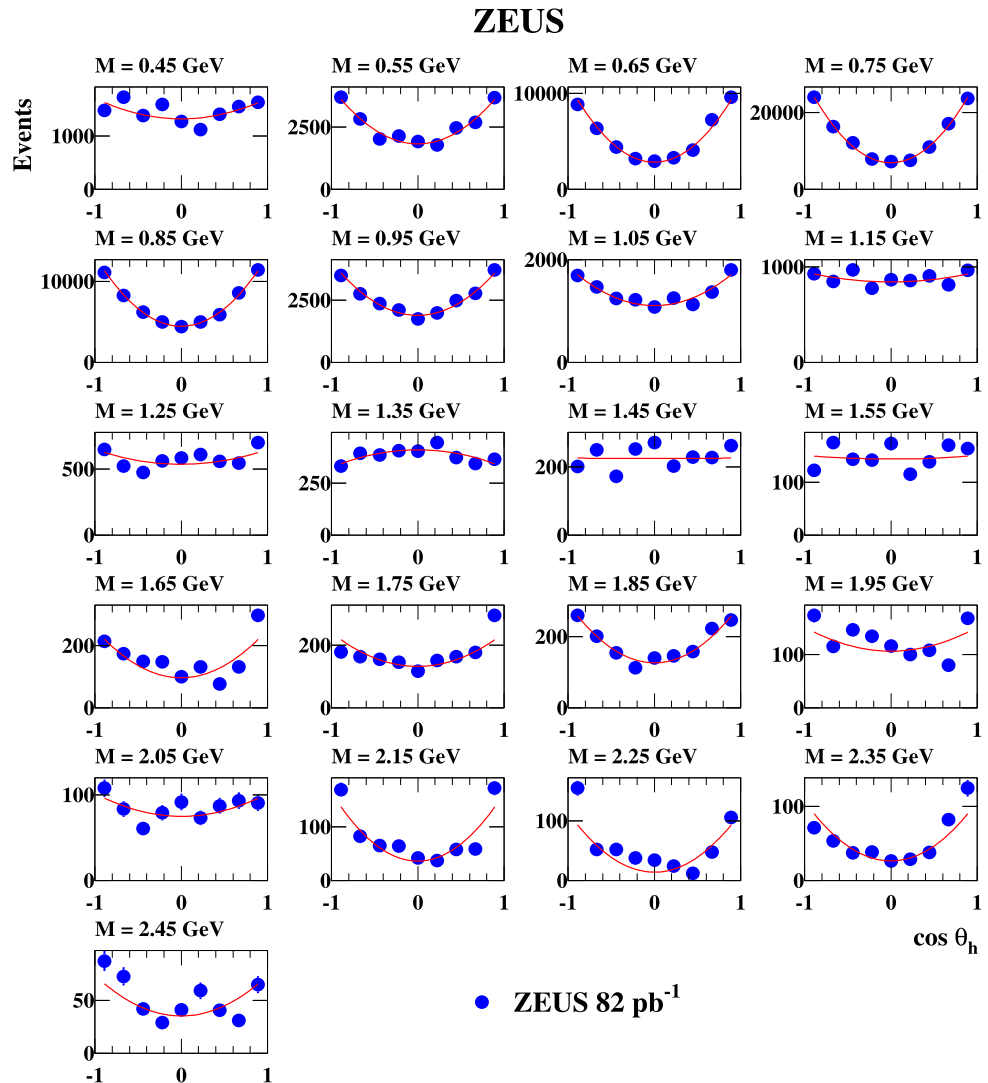


Table 2 The Q^2 dependence of the β and γ parameters. Masses and widths are fixed to the values given in Table 1. The first uncertainty is statistical, the second systematic

Q^2 (GeV ²)	2–5	5–10	10–80
β	$-0.249 \pm 0.008^{+0.005}_{-0.003}$	$-0.282 \pm 0.008^{+0.005}_{-0.008}$	$-0.35 \pm 0.02 \pm 0.01$
γ	$0.100 \pm 0.009 \pm 0.003$	$0.098 \pm 0.012^{+0.005}_{-0.003}$	$0.118 \pm 0.022^{+0.008}_{-0.006}$

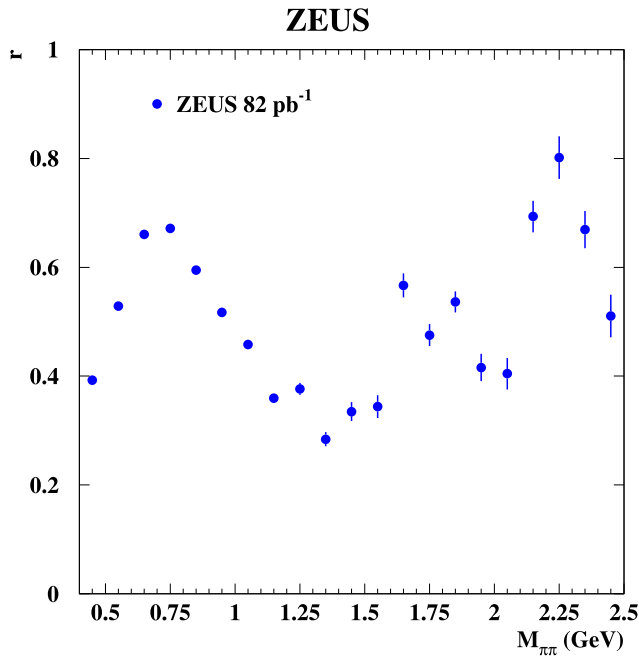


Fig. 7 The fitted parameter r as a function of the two-pion invariant mass, $M_{\pi\pi}$. Only statistical uncertainties are shown

Figure 9 shows the curves representing the pion form factor, $|F_\pi(M_{\pi\pi})|^2$, as obtained in the present analysis for the three Q^2 ranges: 2–5, 5–10, 10–80 GeV². Also shown are results obtained in the time-like regime from the reaction $e^+e^- \rightarrow \pi^+\pi^-$. In general, the features of the $|F_\pi(M_{\pi\pi})|^2$ distribution observed here are also observed in e^+e^- , i.e., the prominent ρ peak, a shoulder around the ρ' and a dip followed by an enhancement in the ρ'' region. Above the ρ region, where the interference between the ρ' and the ρ'' starts to dominate, there is a dependence of $|F_\pi(M_{\pi\pi})|^2$ on Q^2 , with the results from the lowest Q^2 range closest to those from e^+e^- . However, in the region of the ρ peak, shown in Fig. 10, the pion form-factor $|F_\pi(M_{\pi\pi})|^2$ is highest at the highest Q^2 , as in the ρ' – ρ'' interference region, while the e^+e^- data are higher than those in the highest Q^2 range. They are equal within errors for $M_{\pi\pi} > 1.8$ GeV.

10 Cross-section ratios as a function of Q^2

The Q^2 dependence of the ρ by itself is given elsewhere [2]. Since the $\pi\pi$ branching ratios of ρ' and ρ'' are poorly

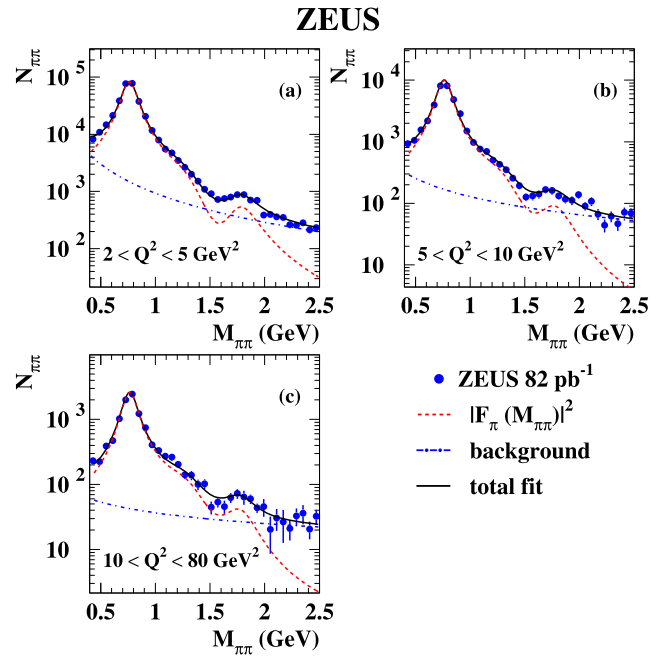


Fig. 8 The two-pion invariant-mass distribution, $M_{\pi\pi}$, where $N_{\pi\pi}$ is the acceptance-corrected number of events in each bin of 60 MeV, for three regions of Q^2 , as denoted in the figure. The *dots* are the data and the *full line* is the result of a fit using the Kuhn-Santamaria parameterization. The *dashed line* is the result of the pion form factor normalized to the data and the *dash-dotted line* denotes the background contribution

known, the ratio R_V defined as

$$R_V = \frac{\sigma(V) \cdot Br(V \rightarrow \pi\pi)}{\sigma(\rho)}, \tag{9}$$

has been measured, where σ is the cross section for vector-meson production and $Br(V \rightarrow \pi\pi)$ is the branching ratio of the vector meson $V(\rho', \rho'')$ into $\pi\pi$. The ratio R_V may be directly determined from the results of the $M_{\pi\pi}$ mass fit,

$$R_{\rho'} = \beta^2 \frac{I_{\rho'}}{I_\rho}, \quad R_{\rho''} = \gamma^2 \frac{I_{\rho''}}{I_\rho}, \tag{10}$$

where

$$I_V = \int_{2M_\pi}^{M_V+5\Gamma_V} dM_{\pi\pi} |BW_V(M_{\pi\pi})|^2, \tag{11}$$

and the integration is carried out over the range $2M_\pi < M_{\pi\pi} < M_V + 5\Gamma_V$.

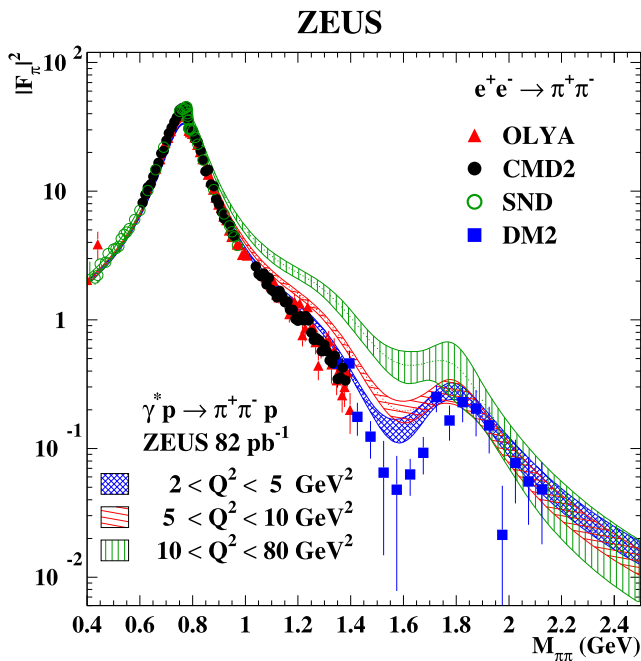


Fig. 9 The pion form factor squared, $|F_\pi|^2$, as a function of the $\pi^+\pi^-$ invariant mass, $M_{\pi\pi}$, as obtained from the reaction $e^+e^- \rightarrow \pi^+\pi^-$ [19, 53, 54, 56, 57]. The shaded bands represent the square of the pion form factor and its total uncertainty obtained in the present analysis for three ranges of Q^2 : 2–5 GeV^2 (crossed lines), 5–10 GeV^2 (horizontal lines) and 10–80 GeV^2 (vertical lines)

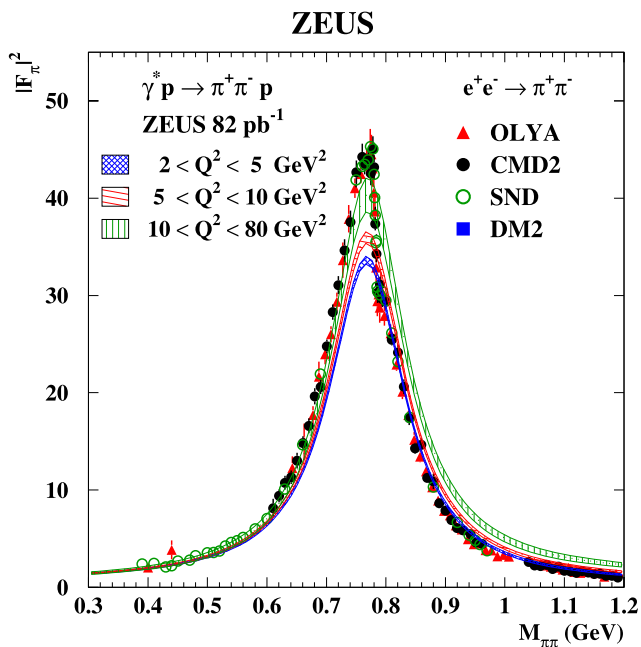


Fig. 10 The pion form factor squared, $|F_\pi|^2$, in the ρ mass region, as a function of the $\pi^+\pi^-$ invariant mass, $M_{\pi\pi}$, as obtained from the reaction $e^+e^- \rightarrow \pi^+\pi^-$ [19, 53, 54, 56, 57]. The shaded bands represent the square of the pion form factor and its total uncertainty obtained in the present analysis for three ranges of Q^2 : 2–5 GeV^2 (crossed lines), 5–10 GeV^2 (horizontal lines) and 10–80 GeV^2 (vertical lines)

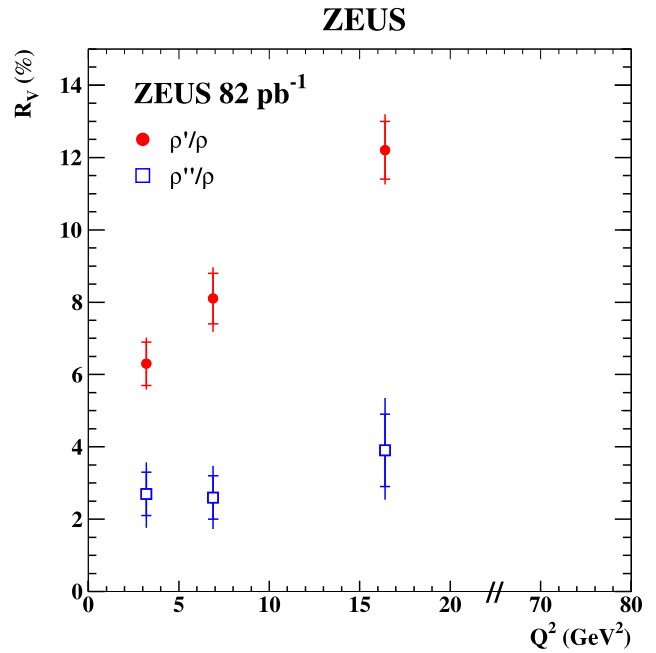


Fig. 11 The ratio R_V as a function of Q^2 for $V = \rho'$ (full circles) and ρ'' (open squares). The inner error bars indicate the statistical uncertainty, the outer error bars represent the statistical and systematic uncertainty added in quadrature

Figure 11 shows and Table 3 lists the ratio R_V for $V = \rho', \rho''$, as a function of Q^2 . Owing to the large uncertainties of $R_{\rho''}$, no conclusion on its Q^2 behaviour can be deduced, whereas $R_{\rho'}$ clearly increases with Q^2 . This rise has been predicted by several models [11, 13, 16, 62, 63]. The suppression of the $2S$ state (ρ') is connected to a node effect which results in cancellations of contributions from different impact-parameter regions at lower Q^2 , while at higher Q^2 the effect vanishes.

11 Summary

Exclusive two-pion electroproduction has been studied by ZEUS at HERA in the range $0.4 < M_{\pi\pi} < 2.5 \text{ GeV}$, $2 < Q^2 < 80 \text{ GeV}^2$, $32 < W < 180 \text{ GeV}$ and $|t| \leq 0.6 \text{ GeV}^2$. The mass distribution is well described by the pion electromagnetic form factor, $|F_\pi(M_{\pi\pi})|^2$, which includes three resonances, $\rho, \rho'(1450)$ and $\rho''(1700)$.

A Q^2 dependence of $|F_\pi(M_{\pi\pi})|^2$ is observed, visible in particular in the interference region between ρ' and ρ'' . The electromagnetic pion form factor obtained from the present analysis is lower (higher) than that obtained from $e^+e^- \rightarrow \pi^+\pi^-$ for $M_{\pi\pi} < 0.8 \text{ GeV}$ ($0.8 < M_{\pi\pi} < 1.8 \text{ GeV}$). They are equal within errors for $M_{\pi\pi} > 1.8 \text{ GeV}$.

The Q^2 dependence of the cross-section ratios $R_{\rho'} = \sigma(\rho' \rightarrow \pi\pi)/\sigma(\rho)$ and $R_{\rho''} = \sigma(\rho'' \rightarrow \pi\pi)/\sigma(\rho)$, has been studied. The ratio $R_{\rho'}$ rises strongly with Q^2 , as expected in QCD-inspired models in which the wave-function

Table 3 The Q^2 dependence of the ratio R_V for $V = \rho'$ and ρ'' . The first uncertainty is statistical, the second systematic

Q^2 (GeV ²)	2–5	5–10	10–80
$R_{\rho'}$	$0.063 \pm 0.006 \pm 0.004$	$0.081 \pm 0.007^{+0.006}_{-0.005}$	$0.122 \pm 0.008^{+0.005}_{-0.006}$
$R_{\rho''}$	$0.027 \pm 0.006^{+0.004}_{-0.003}$	$0.026 \pm 0.006 \pm 0.003$	$0.039 \pm 0.010^{+0.003}_{-0.005}$

of the vector meson is calculated within the constituent quark model, which allows for nodes in the wave-function to be present.

Acknowledgements It is a pleasure to thank the DESY Directorate for their strong support and encouragement. The remarkable achievements of the HERA machine group were essential for the successful completion of this work and are greatly appreciated. The design, construction and installation of the ZEUS detector has been made possible by the efforts of many people who are not listed as authors.

Open Access This article is distributed under the terms of the Creative Commons Attribution Noncommercial License which permits any noncommercial use, distribution, and reproduction in any medium, provided the original author(s) and source are credited.

References

- F.D. Aaron et al. (H1 Collaboration), *J. High Energy Phys.* **05**, 032 (2010)
- S. Chekanov et al. (ZEUS Collaboration), *PMC Phys. A* **1**, 6 (2007)
- J. Breitweg et al. (ZEUS Collaboration), *Phys. Lett. B* **487**, 273 (2000)
- M. Derrick et al. (ZEUS Collaboration), *Z. Phys. C* **73**, 73 (1996)
- S. Chekanov et al. (ZEUS Collaboration), *Nucl. Phys. B* **718**, 3 (2005)
- M. Derrick et al. (ZEUS Collaboration), *Phys. Lett. B* **377**, 259 (1996)
- A. Aktas et al. (H1 Collaboration), *Eur. Phys. J. C* **46**, 585 (2006)
- S. Chekanov et al. (ZEUS Collaboration), *Nucl. Phys. B* **695**, 3 (2004)
- S. Chekanov et al. (ZEUS Collaboration), *Eur. Phys. J. C* **24**, 345 (2002)
- S. Chekanov et al. (ZEUS Collaboration), *Phys. Lett. B* **680**, 4 (2009)
- L. Frankfurt, W. Koepf, M. Strikman, *Phys. Rev. D* **54**, 3194 (1996)
- A.D. Martin, M. Ryskin, T. Teubner, *Phys. Rev. D* **56**, 3007 (1997)
- J. Nemchik, N.N. Nikolaev, B.G. Zakharov, *Phys. Lett. B* **339**, 194 (1994)
- J. Nemchik et al., *J. Exp. Theor. Phys.* **86**, 1054 (1998)
- G. Kulzinger, H.G. Dosch, H.J. Pirner, *Eur. Phys. J. C* **7**, 73 (1999)
- I.P. Ivanov, N.N. Nikolaev, *Acta Phys. Pol. B* **33**, 3517 (2002)
- F. Caporale, I.P. Ivanov, *Phys. Lett. B* **622**, 55 (2005)
- C. Adloff et al. (H1 Collaboration), *Phys. Lett. B* **541**, 251 (2002)
- L.M. Barkov et al., *Nucl. Phys. B* **256**, 365 (1985)
- D. Aston et al., *Phys. Lett. B* **92**, 215 (1980)
- A. Donnachie, H. Mirzaie, *Z. Phys. C* **33**, 407 (1987)
- A.B. Clegg, A. Donnachie, *Z. Phys. C* **62**, 455 (1994)
- I.P. Ivanov, N.N. Nikolaev, *JETP Lett.* **69**, 294 (1999)
- M. Atkinson et al. (Omega Photon Collaboration), *Z. Phys. C* **26**, 499 (1985)
- M.V. Polyakov, *Nucl. Phys. B* **555**, 231 (1999)
- B. Clerbaux, M.V. Polyakov, *Nucl. Phys. A* **79**, 185 (2000)
- J.H. Kuhn, A. Santamaria, *Z. Phys. C* **48**, 445 (1990)
- G. Gounaris, J.J. Sakurai, *Phys. Rev. Lett.* **21**, 244 (1968)
- H.B. O'Connell et al., *Prog. Part. Nucl. Phys.* **39**, 201 (1997)
- M. Bando et al., *Phys. Rev. Lett.* **54**, 1215 (1985)
- F. Caporale, I.P. Ivanov, *Eur. Phys. J. C* **44**, 505 (2005)
- U. Holm (ZEUS Collaboration) (ed.), *The ZEUS Detector*, Status Report (unpublished). DESY, 1993, available on <http://www-zeus.desy.de/bluebook/bluebook.html>
- N. Harnew et al., *Nucl. Instrum. Methods A* **279**, 290 (1989)
- B. Foster et al., *Nucl. Phys. B, Proc. Suppl.* **32**, 181 (1993)
- B. Foster et al., *Nucl. Instrum. Methods A* **338**, 254 (1994)
- M. Derrick et al., *Nucl. Instrum. Methods A* **309**, 77 (1991)
- A. Andersen et al., *Nucl. Instrum. Methods A* **309**, 101 (1991)
- A. Caldwell et al., *Nucl. Instrum. Methods A* **321**, 356 (1992)
- A. Bernstein et al., *Nucl. Instrum. Methods A* **336**, 33 (1993)
- A. Bamberger et al., *Nucl. Instrum. Methods A* **382**, 419 (1996)
- A. Dwurażny et al., *Nucl. Instrum. Methods A* **277**, 176 (1989)
- J. Andruszkow et al., Preprint DESY-92-066. DESY, 1992
- M. Derrick et al. (ZEUS Collaboration), *Z. Phys. C* **63**, 391 (1994)
- J. Andruszkow et al., *Acta Phys. Pol. B* **32**, 2025 (2001)
- K. Schilling, G. Wolf, *Nucl. Phys. B* **61**, 381 (1973)
- M. Derrick et al. (ZEUS Collaboration), *Phys. Lett. B* **356**, 601 (1995)
- K. Muchorowski, PhD thesis, Warsaw University (unpublished), 1998
- A. Kwiatkowski et al., in *Proceedings of the Workshop on Physics at HERA*, vol. III, ed. by W. Buchmueller, G. Ingelman (DESY, Hamburg, 1991), p. 1294
- R. Brun et al., Geant3, Technical Report CERN-DD/EE/84-1, CERN, 1987
- F. James et al., MINUIT, CERN DD/D506, 1994
- K. Nakamura, et al. (Particle Data Group), *J. Phys. G* **37**, 075021 (2010)
- J. Breitweg et al. (ZEUS Collaboration), *Eur. Phys. J. C* **12**, 393 (2000)
- D. Bisello et al. (DM2 Collaboration), *Phys. Lett. B* **220**, 312 (1989)
- R.R. Akhmetshin et al. (CMD2 Collaboration), *Phys. Lett. B* **527**, 161 (2002)
- R.R. Akhmetshin et al. (CMD2 Collaboration), *Phys. Lett. B* **648**, 26 (2007)
- V.M. Aul'chenko et al. (CMD2 Collaboration), *JETP Lett.* **82**, 743 (2005)
- M.N. Achasov et al. (SND Collaboration), *J. Exp. Theor. Phys.* **101**, 1053 (2005)
- B. Aubert et al. (BABAR Collaboration), *Phys. Rev. Lett.* **103**, 231801 (2009)
- R. Barate et al. (ALEPH Collaboration), *Z. Phys. C* **76**, 15 (1997)
- S. Anderson et al. (CLEO Collaboration), *Phys. Rev. D* **61**, 112002 (2000)
- H. Hayashii, M. Fujikawa (for the Belle Collaboration), *Nucl. Phys. B, Proc. Suppl.* **198**, 157 (2010)
- H. Abramowicz, L. Frankfurt, M. Strikman, *Surv. High Energy Phys.* **11**, 51 (1997)
- I.P. Ivanov, PhD Thesis, Bonn University, hep-ph/0303035, 2003