



# Search for dark Higgsstrahlung in $e^+e^- \rightarrow \mu^+\mu^-$ and missing energy events with the KLOE experiment



KLOE-2 Collaboration

A. Anastasi<sup>a,f</sup>, D. Babusci<sup>f</sup>, G. Bencivenni<sup>f</sup>, M. Berlowski<sup>s</sup>, C. Bloise<sup>f</sup>, F. Bossi<sup>f</sup>, P. Branchini<sup>p</sup>, A. Budano<sup>o,p</sup>, L. Caldeira Balkeståhl<sup>r</sup>, B. Cao<sup>r</sup>, F. Ceradini<sup>o,p</sup>, P. Ciambrone<sup>f</sup>, F. Curciarello<sup>g,b</sup>, E. Czerwiński<sup>e</sup>, G. D'Agostini<sup>k,l</sup>, E. Danè<sup>f</sup>, V. De Leo<sup>p</sup>, E. De Lucia<sup>f</sup>, A. De Santis<sup>f</sup>, P. De Simone<sup>f</sup>, A. Di Cicco<sup>o,p</sup>, A. Di Domenico<sup>k,l</sup>, R. Di Salvo<sup>n</sup>, D. Domenici<sup>f</sup>, A. D'Uffizi<sup>f</sup>, A. Fantini<sup>m,n</sup>, G. Felici<sup>f</sup>, S. Fiore<sup>q,l</sup>, A. Gajos<sup>e</sup>, P. Gauzzi<sup>k,l</sup>, G. Giardina<sup>g,b</sup>, S. Giovannella<sup>f</sup>, E. Graziani<sup>p,\*</sup>, F. Happacher<sup>f</sup>, L. Heijmanskjöld<sup>r</sup>, W. Ikegami Andersson<sup>r</sup>, T. Johansson<sup>r</sup>, D. Kamińska<sup>e</sup>, W. Krzemien<sup>s</sup>, A. Kupsc<sup>r</sup>, S. Loffredo<sup>o,p</sup>, G. Mandaglio<sup>g,b</sup>, M. Martini<sup>f,j</sup>, M. Mascolo<sup>f</sup>, R. Messi<sup>m,n</sup>, S. Miscetti<sup>f</sup>, G. Morello<sup>f</sup>, D. Moricciani<sup>n</sup>, P. Moskal<sup>e</sup>, F. Nguyen<sup>p,\*,1</sup>, A. Palladino<sup>f</sup>, A. Passeri<sup>p</sup>, V. Patera<sup>i,f</sup>, E. Perez del Rio<sup>f</sup>, A. Ranieri<sup>a</sup>, P. Santangelo<sup>f</sup>, I. Sarra<sup>f</sup>, M. Schioppa<sup>c,d</sup>, M. Silarski<sup>f</sup>, F. Sirghi<sup>f</sup>, L. Tortora<sup>p</sup>, G. Venanzoni<sup>f</sup>, W. Wiślicki<sup>s</sup>, M. Wolke<sup>r</sup>

<sup>a</sup> INFN Sezione di Bari, Bari, Italy

<sup>b</sup> INFN Sezione di Catania, Catania, Italy

<sup>c</sup> Dipartimento di Fisica dell'Università della Calabria, Cosenza, Italy

<sup>d</sup> INFN Gruppo collegato di Cosenza, Cosenza, Italy

<sup>e</sup> Institute of Physics, Jagiellonian University, Cracow, Poland

<sup>f</sup> Laboratori Nazionali di Frascati dell'INFN, Frascati, Italy

<sup>g</sup> Dipartimento di Fisica e Scienze della Terra dell'Università di Messina, Messina, Italy

<sup>h</sup> Institute for Theoretical and Experimental Physics (ITEP), Moscow, Russia

<sup>i</sup> Dipartimento di Scienze di Base ed Applicate per l'Ingegneria dell'Università "Sapienza", Roma, Italy

<sup>j</sup> Dipartimento di Scienze e Tecnologie Applicate, Università "Guglielmo Marconi", Roma, Italy

<sup>k</sup> Dipartimento di Fisica dell'Università "Sapienza", Roma, Italy

<sup>l</sup> INFN Sezione di Roma, Roma, Italy

<sup>m</sup> Dipartimento di Fisica dell'Università "Tor Vergata", Roma, Italy

<sup>n</sup> INFN Sezione di Roma Tor Vergata, Roma, Italy

<sup>o</sup> Dipartimento di Matematica e Fisica dell'Università "Roma Tre", Roma, Italy

<sup>p</sup> INFN Sezione di Roma Tre, Roma, Italy

<sup>q</sup> ENEA UTTMAT-IRR, Casaccia R.C., Roma, Italy

<sup>r</sup> Department of Physics and Astronomy, Uppsala University, Uppsala, Sweden

<sup>s</sup> National Centre for Nuclear Research, Warsaw, Poland

## ARTICLE INFO

### Article history:

Received 27 January 2015

Received in revised form 9 June 2015

Accepted 9 June 2015

Available online 10 June 2015

Editor: L. Rolandi

### Keywords:

Dark matter

## ABSTRACT

We searched for evidence of a Higgsstrahlung process in a secluded sector, leading to a final state with a dark photon  $U$  and a dark Higgs boson  $h'$ , with the KLOE detector at DAΦNE. We investigated the case of  $h'$  lighter than  $U$ , with  $U$  decaying into a muon pair and  $h'$  producing a missing energy signature. We found no evidence of the process and set upper limits to its parameters in the range  $2m_\mu < m_U < 1000$  MeV,  $m_{h'} < m_U$ .

© 2015 The Authors. Published by Elsevier B.V. This is an open access article under the CC BY license (<http://creativecommons.org/licenses/by/4.0/>). Funded by SCOAP<sup>3</sup>.

\* Corresponding author.

E-mail addresses: [enrico.graziani@roma3.infn.it](mailto:enrico.graziani@roma3.infn.it) (E. Graziani), [federico.nguyen@cern.ch](mailto:federico.nguyen@cern.ch) (F. Nguyen).

<sup>1</sup> Present address: ENEA UTMEA-TER, Casaccia R.C., Roma, Italy.

## 1. Introduction

Astrophysical data reveal in a more and more convincing way that our knowledge of the Universe is limited to about 4–5% of the total matter–energy content: this is generally interpreted as an evidence of the existence of dark matter and dark energy components. In recent years, several astrophysical observations have failed to find a common interpretation in terms of standard astrophysical or particle physics sources [1–11]. Although there are alternative explanations for some of these results, they could all be explained with the existence of a dark matter weakly interacting massive particle, WIMP, belonging to a secluded gauge sector under which the Standard Model (SM) particles are uncharged [12–21]. In a minimal model, a new abelian  $U(1)_S$  gauge field is introduced, the U boson or dark photon, with mass near the GeV scale, coupled to the SM only through its kinetic mixing with the SM hypercharge field. The kinetic mixing parameter  $\epsilon$  is expected to be of the order  $10^{-4}$ – $10^{-2}$  [13–22], so that observable effects can be detected at  $e^+e^-$  colliders [22–26] or at fixed target experiments working in the GeV region [27–30]. The existence of the U boson, through its mixing with the ordinary photon, can also accommodate the observed discrepancy in the measured muon anomalous magnetic moment  $a_\mu$  with respect to the SM prediction [31]. Several searches of the U boson have been performed in recent years with negative results, setting upper limits to  $\epsilon$ : A1 [32,33], APEX [34], WASA [35], HADES [36], KLOE [37,38], BaBar [39].

Since the U boson needs to be massive, one can implement, in close analogy with the SM, a spontaneous breaking mechanism of the  $U(1)_S$  symmetry, thus introducing a Higgs-like particle,  $h'$  or dark Higgs, whose mass hierarchy with the dark photon is not constrained by the theory [23].

The U boson can be produced at  $e^+e^-$  colliders via different processes:  $e^+e^- \rightarrow U\gamma$ ,  $e^+e^- \rightarrow Uh'$  (dark Higgsstrahlung) and in decays of vector particles to pseudoscalars. In this work the Higgsstrahlung process  $e^+e^- \rightarrow Uh'$  is studied, using data collected by the KLOE experiment at the  $e^+e^-$  collider DAΦNE at the Frascati laboratory, both at a center of mass energy of  $\sim 1019$  MeV, the mass of the  $\phi$  meson (on-peak sample), and at a center of mass energy of  $\sim 1000$  MeV (off-peak sample). The process  $e^+e^- \rightarrow Uh'$ , with U decaying into lepton or hadron pairs, is an interesting reaction to be studied at an  $e^+e^-$  collider, being less suppressed, in terms of the mixing parameter, than the other final states listed above. There are two very different scenarios depending on the masses of the dark photon  $m_U$  and of the dark Higgs boson  $m_{h'}$ . For  $m_{h'}$  larger than  $2m_U$ , the dark Higgs boson would decay dominantly and promptly to a U boson pair, thus giving rise to a six charged particle final state (the scenario with  $m_{h'}$  larger than  $m_U$  but smaller than  $2m_U$  is similar, with one dark photon off shell): this case was recently investigated by the BaBar [40] and Belle [41] experiments. On the other side, Higgs bosons lighter than the dark photon would have, in most of the parameter space region, such a large lifetime to escape detection, showing up as a missing energy signature. We confined the search only to the latter case,  $m_{h'} < m_U$ , the so-called “invisible” dark Higgs scenario.

The lifetime of the dark Higgs boson depends on the kinetic mixing parameter  $\epsilon$ , the boson masses  $m_{h'}$  and  $m_U$  and the dark coupling constant  $\alpha_D$  [23]. For boson masses of the order of 100 MeV and  $\alpha_D = \alpha_{em}$ , the dark Higgs boson lifetime would be  $\sim 5$   $\mu$ s

for  $\epsilon \sim 10^{-3}$ , corresponding, for the energy range explored in this analysis, to a decay length of  $\sim 100$  m. The dark Higgs boson would be thus invisible up to  $\epsilon \sim 10^{-2}$ – $10^{-1}$ , depending on the  $h'$  mass.

In this work the search is limited to the decay of the U boson in a muon pair: the final state signature is then a pair of opposite charge muons plus missing energy. The measurement is thus performed in the range  $2m_\mu < m_U < 1000$  MeV with the constraint  $m_{h'} < m_U$ .

The production cross section of the dark Higgsstrahlung process is proportional to the product  $\alpha_D \times \epsilon^2$  and depends on the boson masses [23]. Values as high as hundreds of fb are reachable in this model. Compared to the B-factory case [40,41], KLOE benefits of the  $1/s$  factor and of the resonance-like behaviour expected for the production cross section [23]. The branching ratio of the U boson into muon pairs is predicted to be just below the 50% level for masses slightly above the kinematical threshold  $m_U = 2m_\mu$ , then to decrease up to a minimum around 5%, for masses corresponding to the  $\rho$  resonance (due to the concurrent decay into hadrons), and then to increase to  $\sim 30$ – $40\%$  up to  $m_U \simeq 1$  GeV [23].

## 2. The KLOE detector

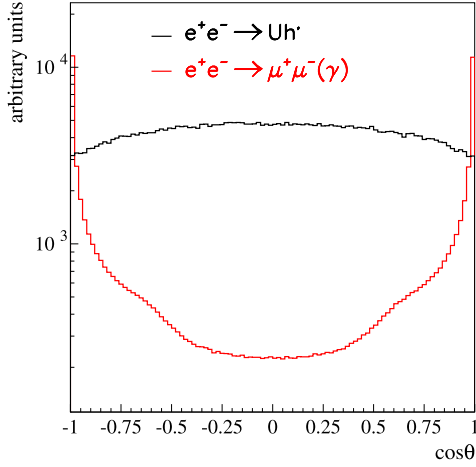
DAΦNE, the Frascati  $\phi$ -factory, is an  $e^+e^-$  collider working at the center of mass energy,  $\sqrt{s} \sim m_\phi = 1.0195$  GeV [42]. Positron and electron beams collide at an angle of  $\pi - 25$  mrad, producing  $\phi$  mesons nearly at rest. The KLOE detector is made up of a large cylindrical drift chamber (DC) [43], surrounded by a lead scintillating fiber electromagnetic calorimeter (EMC) [44]. A superconducting coil around the EMC provides a 0.52 T magnetic field along the axis of the colliding beams.

The EMC consists of barrel and end-cap modules covering 98% of the solid angle. The calorimeter modules are segmented into five layers in depth and read out at both ends by 4880 photomultipliers. Energy and time resolutions are  $\sigma_E/E = 0.057/\sqrt{E(\text{GeV})}$  and  $\sigma_t = 57$  ps/ $\sqrt{E(\text{GeV})} \oplus 100$  ps, respectively. The drift chamber, with only stereo sense wires, 4 m in diameter and 3.3 m long, has a mechanical structure in carbon-fiber and operates with a low-mass gas mixture (90% helium, 10% isobutane). The spatial resolutions are  $\sigma_{xy} \sim 150$   $\mu$ m and  $\sigma_z \sim 2$  mm. The momentum resolution for large angle tracks is  $\sigma_{p_\perp}/p_\perp \approx 0.4\%$ . The trigger [45] uses both EMC and DC information. Data are then analysed by an event classification filter [46], which selects and streams various categories of events in different output files.

## 3. Event selection

The analysis of the process  $e^+e^- \rightarrow Uh'$ ,  $U \rightarrow \mu^+\mu^-$ ,  $h'$  invisible ( $e^+e^- \rightarrow Uh'$  in the following), has been performed on a data sample of  $1.65$  fb $^{-1}$  collected at a center of mass energy of  $\sim 1019$  MeV, corresponding to the mass of the  $\phi$  meson (on-peak sample in the following), and on a data sample of  $0.206$  fb $^{-1}$  at a center of mass energy of  $\sim 1000$  MeV (off-peak sample in the following), well below the  $\phi$  resonance.

The Monte Carlo simulation of the signal process  $e^+e^- \rightarrow Uh'$  has been produced using an ad hoc generator interfaced with the standard KLOE simulation program [46]. The generator was based on the cross section formula in eq. (11) of Ref. [23], complemented with private communications [47] with the authors, as far as differential cross sections as a function of the production angle are



**Fig. 1.** Distribution of the polar angle of the muon pair momentum for the signal  $e^+e^- \rightarrow Uh'$  (black line) and for  $e^+e^- \rightarrow \mu^+\mu^-\gamma$  (red line). Here the two processes are not normalised and are shown only in order to compare the shapes of the distributions. All the generated samples at various  $m_U$  and  $m_{h'}$  are included in the signal distribution. (For interpretation of the references to color in this figure, the reader is referred to the web version of this article.)

concerned. Signal samples have been generated for various pairs of  $m_{h'}-m_U$  values along a grid with steps of  $\sim 30$  MeV to cover all the allowed kinematic region. The invariant mass resolution varies between 0.5 and 2 MeV for the muon pair ( $M_{\mu\mu}$ ), and between 3 and 17 MeV for the event missing mass ( $M_{miss}$ ). The signal process signature would thus be the appearance of a sharp peak in the bidimensional distribution  $M_{\mu\mu}-M_{miss}$ . Moreover, the distribution of the polar angle direction of the muon pair momentum,  $\theta$ , contrarily to most of the dominant background processes, is expected to prefer large angles. The differential cross section has two dominant terms proportional to  $\sin\theta$  and  $\sin^3\theta$  [23], with relative weights smoothly dependent on the boson masses. This angular distribution allows to reject most of the background of QED processes with a simple geometrical selection and implies that the missing momentum direction preferably points to a very well equipped region of the KLOE detector, where the best efficiency is achieved. Fig. 1 shows the distributions of the muon pair polar angle direction for the signal  $e^+e^- \rightarrow Uh'$  (black line) and the  $e^+e^- \rightarrow \mu^+\mu^-\gamma$  background (red line), where all the generated samples at various  $m_U$  and  $m_{h'}$  masses are included in the signal sample.

As a first step of the analysis, a preselection was performed by requiring:

- events with only two opposite charge tracks with associated EMC clusters, with polar angles  $|\cos\theta_{1,2}| < 0.8$  and momenta below 460 MeV, that form a reconstructed vertex inside a cylinder of 30 cm length, 4 cm radius, centered at the interaction point (IP);
- the sum of the momenta of the two tracks to be greater than 450 MeV;
- the polar angle of the dimuon momentum to be in the barrel acceptance:  $|\cos\theta| < 0.75$ ;
- the modulus of the missing momentum to exceed 40 MeV.

After this selection, mostly aimed at rejecting backgrounds from QED processes, the hermeticity and tightness of the electromagnetic calorimeter was used as a veto to avoid the presence of photons in the event by requiring no prompt EMC clusters unassociated to tracks. The calorimeter veto inefficiency as a function of the energy was studied with a sample of radiative Bhabha scat-

tering events  $e^+e^- \rightarrow e^+e^-\gamma$  and found to range between 10% at 20 MeV and 0.1% at about 200 MeV.

The event selection then proceeded by applying a particle identification (PID) algorithm to the two tracks, based on the excellent energy and time resolution of the EMC. A set of feed-forward neural networks, organised for different values of track momentum and track polar angle, was trained on simulated Monte Carlo samples to perform muon to electron discrimination. The neural networks used five input variables (cluster time, energy to momentum ratio and three variables related to energy depositions in calorimeter layers) and produces one output. The PID performances were checked on selected data samples of  $e^+e^- \rightarrow e^+e^-$ ,  $e^+e^- \rightarrow \mu^+\mu^-$ ,  $e^+e^- \rightarrow \pi^+\pi^-$ : the fraction of events where both tracks were identified as muons was measured to be 85% in  $e^+e^- \rightarrow \mu^+\mu^-$  events,  $10^{-4}$  in  $e^+e^- \rightarrow e^+e^-$  events and  $\sim 50\%$  in  $e^+e^- \rightarrow \pi^+\pi^-$  events (showers produced by muons or pions have similar properties at low energies).

After missing energy and PID selections, a large background from  $\phi \rightarrow K^+K^-$ ,  $K^\pm \rightarrow \mu^\pm\nu$  events survived in the on-peak sample. This happens when both kaons decay leptonically close to the IP. Charged kaons have an average decay length of  $\sim 90$  cm in KLOE. The reconstructed vertex of the muon tracks is thus expected to be displaced from the IP and with a bad fit quality. Cuts on the radial ( $\rho_{vtx} < 0.5$  cm) and  $z$  ( $|z_{vtx}| < 3$  cm) projections of the distance between the reconstructed vertex and the IP and on the  $\chi^2$  of the fit ( $\chi^2_{vtx} < 3$ ) allowed to reduce by a factor  $\sim 80$  the  $\phi \rightarrow K^+K^-$ ,  $K^\pm \rightarrow \mu^\pm\nu$  background, with a signal efficiency of  $\sim 65\%$ .

Events surviving all the described selections were organised in bidimensional histograms with the muon pair mass  $M_{\mu\mu}$  and the event missing mass  $M_{miss}$  on the two axes. The binning was chosen to keep most of the signal inside a single bin. For  $M_{\mu\mu}$  a 5 MeV bin width was enough over all the plane; while for  $M_{miss}$  a variable binning of 15, 30 and 50 MeV widths was chosen. According to the simulation, a fraction of 90–95% of the signal was contained in one single bin. The signature of the process would thus be the appearance of an excess in a single bin in the  $M_{\mu\mu}-M_{miss}$  plane over the background. The signal selection efficiency, estimated from Monte Carlo on the generated points of the  $m_U-m_{h'}$  grid, was found to be between 15% and 25%, depending on the masses, with most frequent values of  $\sim 20\%$ . The efficiency for a generic point on the  $M_{\mu\mu}-M_{miss}$  plane was then evaluated by linear interpolation.

#### 4. Results

After all the described selections, 15278 events survived in the on-peak sample (Fig. 2, left plot) and 783 in the off-peak sample (Fig. 2, right plot). In the left plot of Fig. 2 (on-peak sample) several sources of backgrounds can be distinguished:

- $\phi \rightarrow K^+K^-$ ,  $K^\pm \rightarrow \mu^\pm\nu$  (quadrangular region at the left of the populated part of the distribution);
- $\phi \rightarrow \pi^+\pi^-\pi^0$  (quasi-horizontal band, corresponding to events in which both photons from the  $\pi^0$  decay are undetected), partly intersecting the  $\phi \rightarrow K^+K^-$ ,  $K^\pm \rightarrow \mu^\pm\nu$  region;
- $e^+e^- \rightarrow \mu^+\mu^-$  and  $e^+e^- \rightarrow \pi^+\pi^-$  events in the continuum (diagonal and horizontal bands starting from the right-bottom part of the distribution);
- $e^+e^- \rightarrow e^+e^-\mu^+\mu^-$  and  $e^+e^- \rightarrow e^+e^-\pi^+\pi^-$  (photon–photon interactions, top triangular part of the distribution, for  $M_{miss} > 350$  MeV), with  $e^\pm$  in the final state being scattered at very small angles in the beam pipe.

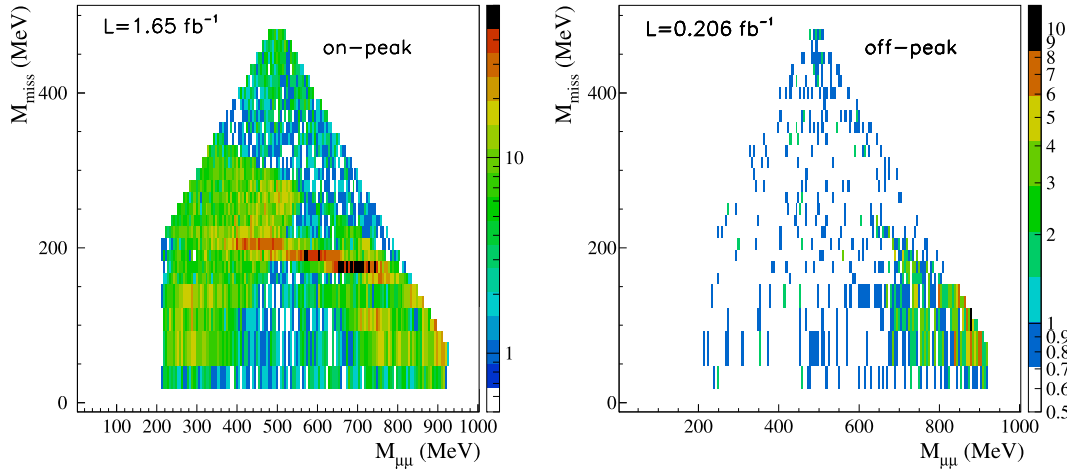


Fig. 2. Results for on-peak sample (left plot,  $1.65 \text{ fb}^{-1}$  integrated luminosity) and off-peak sample (right plot,  $0.206 \text{ fb}^{-1}$  integrated luminosity).

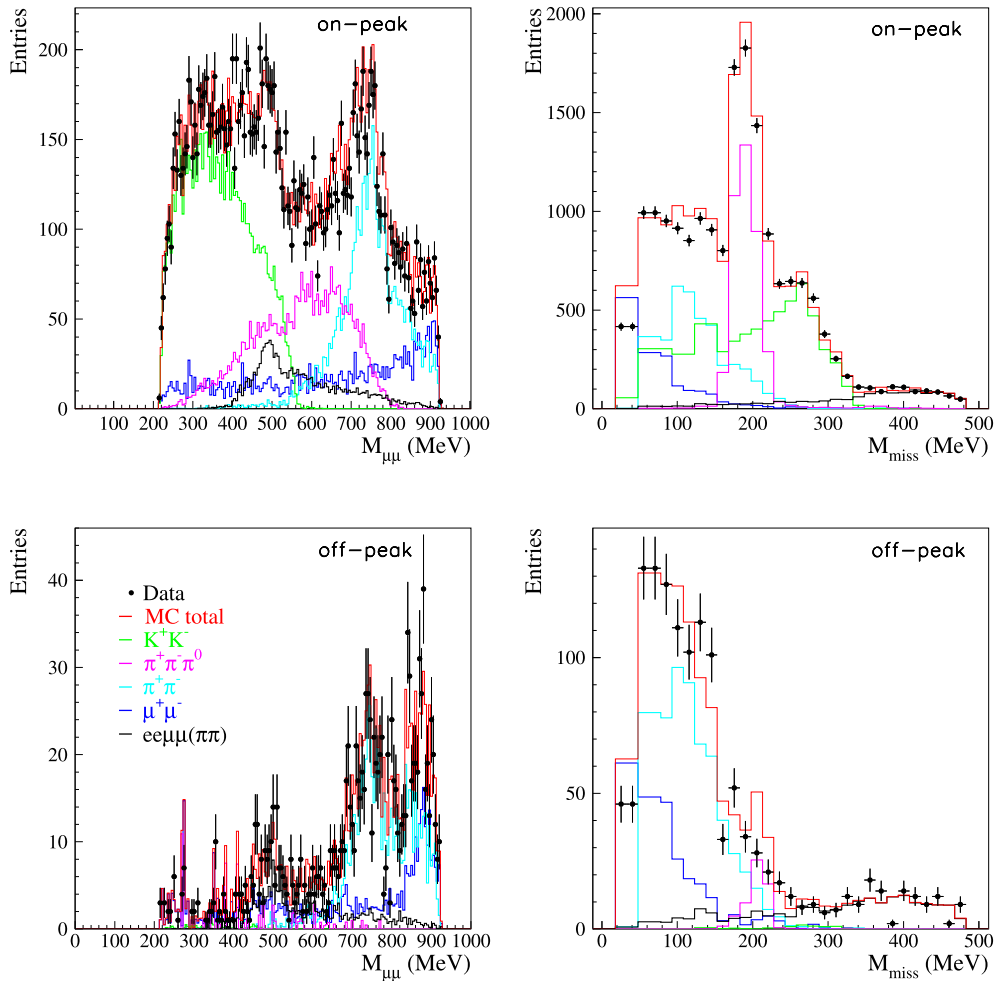


Fig. 3. Data–Monte Carlo comparison for the on-peak sample (top plots) and off-peak sample (bottom plots). Projections along the  $M_{\mu\mu}$  axis (left plots); projections along the  $M_{\text{miss}}$  axis (right plots). Also shown are the various contributing backgrounds.

In the distribution in the right plot of Fig. 2 (off-peak sample) all the backgrounds from the  $\phi$  decays are strongly suppressed and only those in the continuum remain visible.

Monte Carlo generators fully interfaced with the KLOE detector simulation program were available for all the background processes but for the  $e^+e^- \rightarrow e^+e^-\mu^+\mu^-$  and  $e^+e^- \rightarrow e^+e^-\pi^+\pi^-$ . For these two processes the Courau generator program [48] was

used and the results smeared to keep into account the detector effects (fast simulation, see Section 5).

As most of the signal is expected to populate a single bin of the mass distributions, a  $5 \times 5$  bin matrix in the  $M_{\mu\mu}-M_{\text{miss}}$  plane was built and moved sliding all along the vast majority of the distributions of Fig. 2 both on data and Monte Carlo. In the peripheral regions, for a two bin wide contour, the matrix was reduced to a

$3 \times 3$  one. The presence of a possible signal was checked by using the central bin, while the others were used for background evaluation. This was done by computing a data–Monte Carlo scale factor  $k$  based on the sum of the contents of the 24 (8) bins surrounding the central one for the  $5 \times 5$  ( $3 \times 3$ ) matrix in data ( $DT_{24}$  or  $DT_8$ ) and Monte Carlo ( $MC_{24}$  or  $MC_8$ ):  $k = \frac{DT_{24}}{MC_{24}} (\frac{DT_8}{MC_8})$ . The prediction for the background in the central bin is then simply defined as the product of the central bin content in Monte Carlo rescaled by  $k$  (for the outermost bin contour the effective number of usable bins may decrease to 5). The special cases in which  $DT_{24}$  ( $DT_8$ ) or  $MC_{24}$  ( $MC_8$ ) are zero were solved by setting  $k$  to the mean value of its distribution (separately for on-peak and off-peak samples). The usage of the described scaling procedure allowed to reduce the systematic uncertainties due to the background evaluation (see Section 5). Fig. 3 shows the data–Monte Carlo comparison after the scaling correction for the on-peak and off-peak samples, projected along the  $M_{\mu\mu}$  and  $M_{miss}$  axes, together with the individual contributions of the different background processes. The agreement is satisfactory all over the populated regions of the distributions, with the exception of the first two bins of the  $M_{miss}$  one, for which special care was given in the systematic error estimate (see Section 5).

## 5. Systematic errors

Systematic uncertainties affect the signal efficiency evaluation and the background estimate. Several sources of systematic uncertainties in the signal efficiency evaluation from Monte Carlo were taken into account.

Uncertainties from the PID procedure were estimated by selecting samples of  $e^+e^- \rightarrow \mu^+\mu^-\gamma$  in data and Monte Carlo, applying the PID algorithms to one of the two tracks to increase the purity of the selection and studying on the opposite track the data–Monte Carlo differences of the PID efficiency as a function of the track momentum. The total effect, defined as the average product of individual effects on the single tracks, was found to vary between 2% and 3%, depending on the boson masses. A similar procedure was applied to evaluate the correction factors and systematic uncertainties of the PID algorithms for pion identification, which affect the background evaluation, with a total effect between 1% and 4% on the background estimate.

The same  $e^+e^- \rightarrow \mu^+\mu^-\gamma$  samples selected in data and in the simulation were used to evaluate the effect of the cut on the vertex–IP distance. A correction to the Monte Carlo signal efficiencies of the order of 15%, weakly dependent on  $\cos\theta$ , was derived and applied. An associated systematic error of 0.5% was estimated and added on the signal efficiency evaluation.

The systematic uncertainty due to the usage of the EMC veto was evaluated by selecting samples of  $\phi \rightarrow K^+K^-$ ,  $K^\pm \rightarrow \mu^\pm\nu$  in data and Monte Carlo. In this case, the cut on the vertex–IP distance was slightly relaxed, in order to increase the size of the sample. A 2% data–Monte Carlo difference was observed and used both to correct the Monte Carlo efficiency and to quote a systematic uncertainty due to this source.

The systematic uncertainty due to the kinematical preselections of the analysis was estimated by varying track angles and momenta within their measurement errors by one standard deviation: a 1% effect was ascribed to this source.

The systematic uncertainty due to the binning choice was estimated by evaluating in the simulation the binomial statistical error on the fraction of the signal contained in one bin. This turned out to be of the order of 0.3%, on average.

Finally, an average  $\sim 1\%$  uncertainty was estimated due to the linear interpolation procedure in the signal efficiency evaluation process.

The total systematic uncertainty on the signal efficiency was then evaluated as the quadratic sum of all the above effects. It never exceeded 4%, with an average value of 3.5%, very small when compared to the statistical uncertainties affecting this measurement.

Most of the systematic uncertainties in the background evaluation cancel in the scale factor ratio  $k$ . All the systematic sources considered for the signal efficiency evaluation, but those related to the linear interpolation procedure, were taken into account and their effect on the background estimate computed.

Additional effects were taken into account. The uncertainties on the background process cross sections were varied within their theoretical and measurement errors. A further 1% uncertainty was added for those related to the photon–photon final states, for which no full simulation was available: samples of generated  $e^+e^- \rightarrow \mu^+\mu^-\gamma$ ,  $e^+e^- \rightarrow \pi^+\pi^-\gamma$ ,  $e^+e^- \rightarrow \pi^+\pi^-\pi^0$  events were weighted in order to reproduce the most important photon–photon final states distributions and then fast simulated and full simulated results were compared. The uncertainty on the integrated luminosity was estimated to be 0.3%.

An additional contribution to the systematic uncertainties was added for the very low  $M_{miss}$  region, for which the data–Monte Carlo agreement is not fully satisfactory (see Fig. 3). The full difference between the data and the Monte Carlo prediction for the first two bins of the right plots in Fig. 3 was thus computed (separately for the on-peak and off-peak samples) and used as an additional contribution to the systematic error.

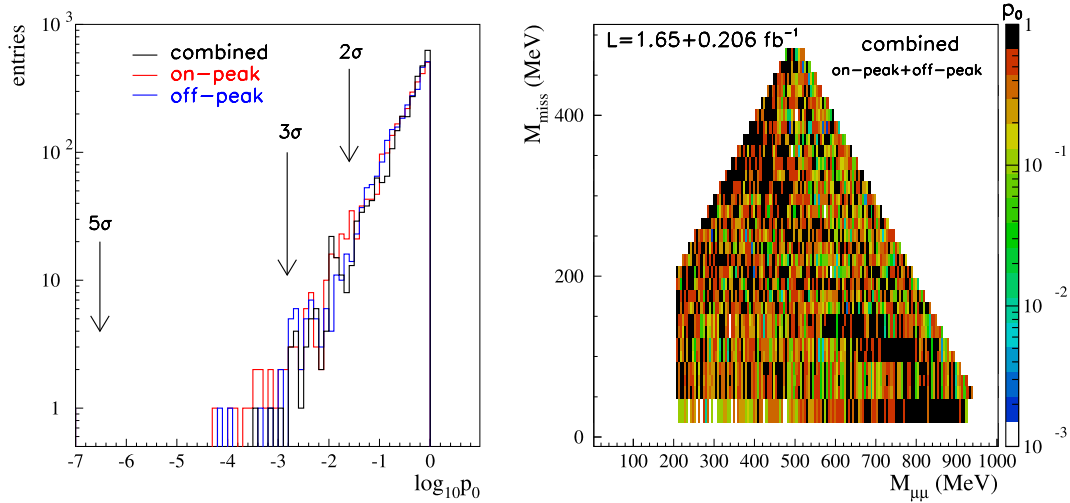
The total systematic uncertainty on the background was evaluated as the quadratic sum of all the above effects. It has an average value of 5.5% with a very small tail extending up to 10% (and beyond for the very low  $M_{miss}$  region, see previous point).

## 6. $p_0$ values and upper limits

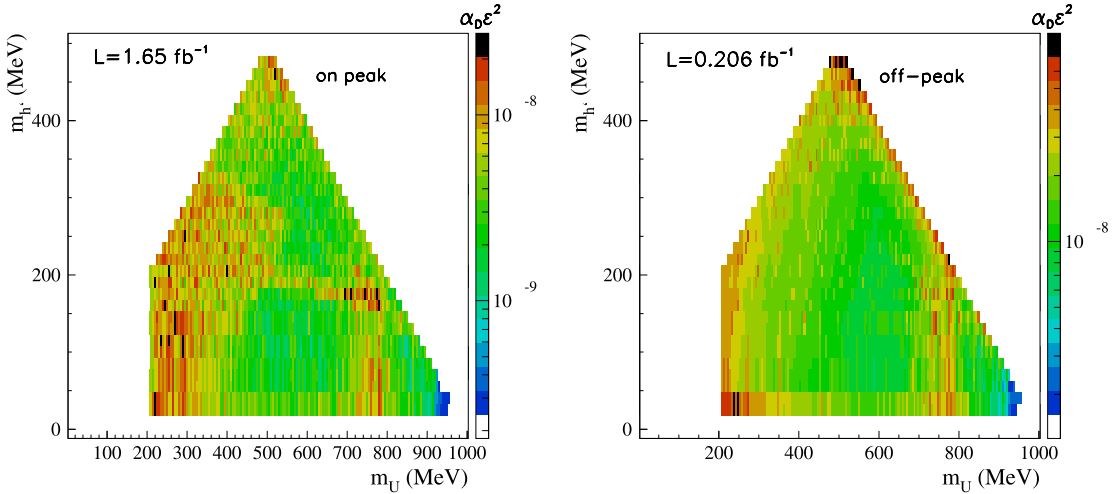
In order to evaluate the compatibility of the observed results with the background only hypothesis ( $p_0$  value) and to derive upper limits to the parameters of the dark Higgsstrahlung process, a Bayesian procedure was set up. For each position of the  $5 \times 5$  ( $3 \times 3$ ) bin mass matrix, a likelihood function was devised based on uniform prior probabilities of the counting variables (constrained to be non-negative) and on four Poissonian distributions representing the probabilities related respectively to the number of observed events in the central bin of the sliding matrix, the number of predicted background events in the same bin from Monte Carlo, the number of observed and predicted events in the surrounding 24 (8) bins ( $DT_{24}$  or  $DT_8$  and  $MC_{24}$  or  $MC_8$ , entering in the scale factor ratio  $k$ ). This procedure takes thus into full account the fluctuations due to the data and Monte Carlo statistics. The systematic uncertainties on the signal efficiency and on the background estimate were taken into account by convolving the four Poissonian distributions with two correlated Gaussian distributions, with variances set equal to the estimated systematic errors. Whenever the dark Higgsstrahlung process was searched for, the small fraction of signal expected outside the central bin of the  $5 \times 5$  sliding matrix was explicitly taken into account in the likelihood expression.

The  $p_0$  distributions for the on-peak, off-peak and combined samples are shown in Fig. 4, left plot. Fig. 4, right plot, shows the computed  $p_0$  values as a function of  $M_{\mu\mu}$ – $M_{miss}$  masses for the combined sample. There are three values exceeding the threshold corresponding to a  $3\sigma$  excess in the combined sample, while 4.2 were expected on probabilistic base. The excess significance of those points (see Fig. 4) are at the level of  $3.1\sigma$ ,  $3.2\sigma$  and  $3.4\sigma$ . In the on-peak and off-peak samples the most significant values exceeding the  $3\sigma$  threshold are at the level of  $3.9\sigma$  and  $3.8\sigma$  respectively (see Fig. 4, left plot). These excesses, even though at





**Fig. 4.** Left:  $p_0$  value distribution for the on-peak sample (red line), off-peak sample (blue line), combined sample (black line). Right:  $p_0$  values for the combined result. (For interpretation of the references to color in this figure, the reader is referred to the web version of this article.)



**Fig. 5.** 90% CL upper limits in  $\alpha_D \times \epsilon^2$  for the on-peak sample (left plot) and off-peak sample (right plot).

quite interesting level, are then lost in the combination of the two samples, becoming fluctuations of average size. In order to cope with cases in which a possible signal is located just at the intersection of two or more adjacent bins (thus likely losing the feature of showing up as a single bin excess over the background) the full procedure was repeated based on distributions which are half bin shifted (both in  $M_{\mu\mu}$  and  $M_{miss}$  directions) with respect to the ones in Fig. 2. No relevant difference was found.

As no evidence of the dark Higgsstrahlung process was found, 90% confidence level Bayesian upper limits on the number of events were derived bin by bin in the  $M_{\mu\mu}$ – $M_{miss}$  plane, separately for the on-peak and off-peak samples, and then converted in terms of  $\alpha_D \times \epsilon^2$ . They are shown in Fig. 5. Fig. 6 shows the on-peak and off-peak 90% CL upper limits projected along the  $m_U$  and  $m_{h'}$  axes after a slight smoothing to make them more readable. The different curves in  $m_U$  ( $m_{h'}$ ) correspond to different values of  $m_{h'}$  ( $m_U$ ). These results were then combined by taking into account the different integrated luminosities of the two samples and the respective signal efficiencies and cross sections. The combined results are almost everywhere dominated by the on-peak sample, because of the larger available statistics, with the exception of some very noisy background regions. They are shown in Fig. 7. These limits are largely dominated by the data statistics. Values as

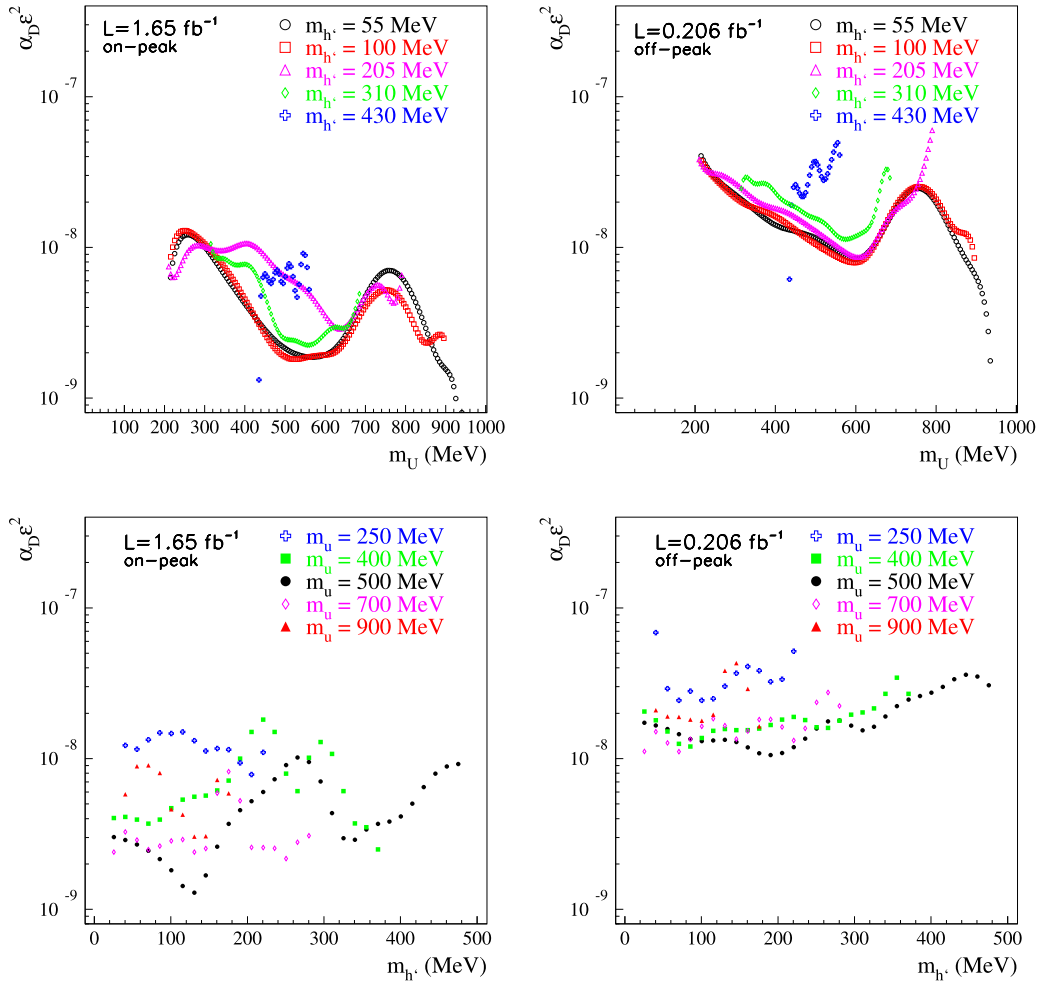
low as  $10^{-9} \div 10^{-8}$  of the product  $\alpha_D \times \epsilon^2$  are excluded at 90% CL for a large range of the dark photon and dark Higgs masses.

## 7. Conclusions

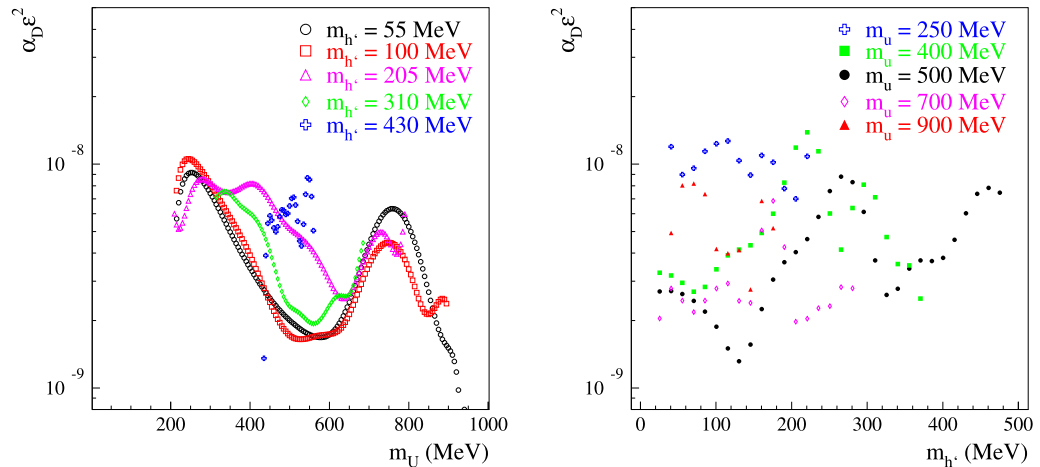
A search for the dark Higgsstrahlung process  $e^+e^- \rightarrow Uh'$ ,  $U \rightarrow \mu^+\mu^-$ ,  $h'$  invisible, has been performed by KLOE in the range  $2m_\mu < m_U < 1000$  MeV with  $m_{h'} < m_U$ . No evidence for signal has been observed and upper limits on the product of the kinetic mixing parameter  $\epsilon$  and the dark coupling constant  $\alpha_D$  have been set in the range  $10^{-9}$ – $10^{-8}$  in  $\alpha_D \times \epsilon^2$ . With the arbitrary hypothesis  $\alpha_D = \alpha_{em}$  these measurements translate into limits on the kinetic mixing parameter  $\epsilon$  in the range  $10^{-4}$ – $10^{-3}$ .

## Acknowledgements

We warmly thank our former KLOE colleagues for the access to the data collected during the KLOE data taking campaign. We thank the DAΦNE team for their efforts in maintaining low background running conditions and their collaboration during all data taking. We want to thank our technical staff: G.F. Fortugno and F. Sborzacchi for their dedication in ensuring efficient operation of the KLOE computing facilities; M. Anelli for



**Fig. 6.** Top plots: 90% CL upper limits in  $\alpha_D \times \epsilon^2$  as a function of  $m_U$  for different values of  $m_{h'}$  for the on-peak sample (top, left) and off-peak sample (top, right). Bottom plots: same limits as a function of  $m_{h'}$  for different values of  $m_U$  for the on-peak sample (bottom, left) and off-peak sample (bottom, right).



**Fig. 7.** Combined 90% CL upper limits in  $\alpha_D \times \epsilon^2$  as a function of  $m_U$  for different values of  $m_{h'}$  (top plot) and as a function of  $m_{h'}$  for different values of  $m_U$  (bottom plot).

his continuous attention to the gas system and detector safety; A. Balla, M. Gatta, G. Corradi and G. Papalino for electronics maintenance; M. Santoni, G. Paoluzzi and R. Rosellini for general detector support; C. Piscitelli for his help during major maintenance periods. This work was supported in part by the EU Integrated Infrastructure Initiative Hadron Physics Project

under contract number RII3-CT-2004-506078; by the European Commission under the 7th Framework Programme through the ‘Research Infrastructures’ action of the ‘Capacities’ Programme, Call: FP7-INFRASTRUCTURES-2008-1, Grant Agreement No. 227431; by the Polish National Science Centre through the Grants No. 0469/B/H03/2009/37, 0309/B/H03/2011/40, DEC-2011/03/N/ST2/

02641, 2011/01/D/ST2/00748, 2011/03/N/ST2/02652, 2013/08/M/ST2/00323, and by the Foundation For Polish Science through the MPD programme and the project HOMING PLUS BIS/2011-4/3.

## References

- [1] P. Jean, et al., *Astron. Astrophys.* 407 (2003) L55.
- [2] O. Adriani, et al., *Nature* 458 (2009) 607.
- [3] M. Aguilar, et al., *Phys. Rev. Lett.* 110 (2013) 141102.
- [4] J. Chang, et al., *Nature* 456 (2008) 362.
- [5] A.A. Abdo, et al., *Phys. Rev. Lett.* 102 (2009) 181101.
- [6] F. Aharonian, et al., *Phys. Rev. Lett.* 101 (2008) 261104.
- [7] F. Aharonian, et al., *Astron. Astrophys.* 508 (2009) 561.
- [8] R. Bernabei, et al., *Int. J. Mod. Phys. D* 13 (2004) 2127.
- [9] R. Bernabei, et al., *Eur. Phys. J. C* 56 (2008) 333.
- [10] C.E. Aalseth, et al., *Phys. Rev. Lett.* 107 (2011) 141301.
- [11] P.A.R. Ade, et al., Planck Collaboration, *Astron. Astrophys.* 571 (2014) A1.
- [12] M. Pospelov, A. Ritz, M.B. Voloshin, *Phys. Lett. B* 662 (2008) 53.
- [13] N. Arkani-Hamed, D.P. Finkbeiner, T.R. Slatyer, N. Weiner, *Phys. Rev. D* 79 (2009) 015014.
- [14] D.S.M. Alves, S.R. Behbahani, P. Schuster, J.G. Wacker, *Phys. Lett. B* 692 (2010) 323.
- [15] M. Pospelov, A. Ritz, *Phys. Lett. B* 671 (2009) 391.
- [16] J. Hisano, S. Matsumoto, M.M. Nojiri, *Phys. Rev. Lett.* 92 (2004) 031303.
- [17] M. Cirelli, M. Kadastik, M. Raidal, A. Strumia, *Nucl. Phys. B* 813 (2009) 1.
- [18] J. March-Russell, S.M. West, D. Cumberbatch, D. Hooper, J. High Energy Phys. 0807 (2008) 058.
- [19] I. Cholis, G. Dobler, D.P. Finkbeiner, L. Goodenough, N. Weiner, *Phys. Rev. D* 80 (2009) 123518.
- [20] I. Cholis, D.P. Finkbeiner, L. Goodenough, N. Weiner, *J. Cosmol. Astropart. Phys.* 0912 (2009) 007.
- [21] N. Arkani-Hamed, N. Weiner, *J. High Energy Phys.* 0812 (2008) 104.
- [22] R. Essig, P. Schuster, N. Toro, *Phys. Rev. D* 80 (2009) 015003.
- [23] B. Batell, M. Pospelov, A. Ritz, *Phys. Rev. D* 79 (2009) 115008.
- [24] M. Reece, L.T. Wang, *J. High Energy Phys.* 0907 (2009) 051.
- [25] N. Borodatchenkova, D. Choudhury, M. Drees, *Phys. Rev. Lett.* 96 (2006) 141802.
- [26] P.F. Yin, J. Liu, S.h. Zhu, *Phys. Lett. B* 679 (2009) 362.
- [27] J.D. Bjorken, R. Essig, P. Schuster, N. Toro, *Phys. Rev. D* 80 (2009) 075018.
- [28] B. Batell, M. Pospelov, A. Ritz, *Phys. Rev. D* 80 (2009) 095024.
- [29] R. Essig, P. Schuster, N. Toro, B. Wojtsekhowski, *J. High Energy Phys.* 1102 (2011) 009.
- [30] M. Freytsis, G. Ovanesyan, J. Thaler, *J. High Energy Phys.* 1001 (2010) 111.
- [31] M. Pospelov, *Phys. Rev. D* 80 (2009) 095002.
- [32] H. Merkel, et al., *Phys. Rev. Lett.* 106 (2011) 251802.
- [33] H. Merkel, et al., *Phys. Rev. Lett.* 112 (2011) 221802.
- [34] S. Abrahamyan, et al., *Phys. Rev. Lett.* 107 (2011) 191804.
- [35] P. Adlarson, et al., *Phys. Lett. B* 726 (2013) 187.
- [36] G. Agakishiev, et al., *Phys. Lett. B* 731 (2014) 265.
- [37] D. Babusci, et al., *Phys. Lett. B* 720 (2013) 111.
- [38] D. Babusci, et al., *Phys. Lett. B* 736 (2014) 459.
- [39] J.P. Lees, et al., *Phys. Rev. Lett.* 113 (2014) 201801.
- [40] J.P. Lees, et al., BaBar Collaboration, *Phys. Rev. Lett.* 108 (2012) 211801.
- [41] Jaegle Igal, et al., Belle Collaboration, arXiv:1502.00084 [hep-ex].
- [42] A. Gallo, et al., DAFNE status report, *Conf. Proc. C060626* (2006) 604–606.
- [43] M. Adinolfi, et al., *Nucl. Instrum. Methods Phys. Res., Sect. A, Accel. Spectrom. Detect. Assoc. Equip.* 488 (2002) 51.
- [44] M. Adinolfi, et al., *Nucl. Instrum. Methods Phys. Res., Sect. A, Accel. Spectrom. Detect. Assoc. Equip.* 482 (2002) 364.
- [45] M. Adinolfi, et al., *Nucl. Instrum. Methods Phys. Res., Sect. A, Accel. Spectrom. Detect. Assoc. Equip.* 492 (2002) 134.
- [46] F. Ambrosino, et al., *Nucl. Instrum. Methods Phys. Res., Sect. A, Accel. Spectrom. Detect. Assoc. Equip.* 534 (2004) 403.
- [47] B. Batell, M. Pospelov, A. Ritz, private communication.
- [48] A. Courau, A fast Monte Carlo generator for  $ee \rightarrow eeX$  untagged experiments, SLAC-PUB-3363, 1984.